



Advisory # 2022-A-025

**Subject: Update to Baggage Lateral and Carousel Displays**

**From:** Airport Operations, Baggage Operations

**Contact:** Jose Salamo, Associate Director, Baggage System Capacity, and Infrastructure

[Jose.salamo@gtaa.com](mailto:Jose.salamo@gtaa.com), 416-970-0743

**Date:** 2022-06-25

As a part of the Baggage 2025 Roadmap, we are excited to announce the launch of several enhancements to T1 & T3 inbound and outbound display solutions.

**New T1 & T3 New In-Bound & Outbound Display Solution**

The display will have larger, clearer text, is easier to read and will have additional information and data points.

- ✓ 45 brand new 55" monitors
- ✓ New in-bound claim & pier display solution
- ✓ New inbound & outbound transfer display solution
- ✓ New Outbound pier display solution

**New Roadway LED Boards Displaying Inbound Information**

The state-of-the-art LED boards will display the right information at the right time decreasing the amount of congestion from the roadway.

- ✓ Six large roadway LED boards displaying inbound baggage information
- ✓ Two located on T3 roadway and four on T1 roadway

All of the solutions have been configured based on industry best practice, input from the business and feedback from frontline staff.

**Timing**



- T1 & T3 Inbound & Outbound Display Solution is scheduled to begin the week of June 27<sup>th</sup>, 2022.
- Roadway LED Boards are scheduled to begin late summer.

***Supportive Materials***

Please review the Baggage Job Aids attached which will also be displayed at each Keypad location.

- Inbound & Outbound Transfer Display & Keypad Information
- Inbound Claim, Inbound Pier Display & Keypad Information
- Outbound Pier Display & Keypad Information

We are looking forward to providing you with further updates. If you have questions, please don't hesitate to reach out to [Jose.salamo@gtaa.com](mailto:Jose.salamo@gtaa.com).

## Baggage Job Aid: Inbound & Outbound Transfer Display & Keypad Information

This job aid details what information is displayed on the Inbound and Outbound transfer screens as well as keypad information. If you have any questions, please contact your supervisor.

### Inbound Transfer Screen

The inbound transfer screen displays flight number, flight origin, status, arrival time or expected arrival, expected transfer bags, remaining Hot/Cold, percentage until completion and time on block.



Flight	Origin	Status	ATA/ETA	Expected Transfer Bags	Remaining Hot/Cold	Completion	Time On Block
AC0123	YVR	Arrived	17:55L	24	0/0	100%	1h 25min
AC0128	YUL	Arrived	18:18L	20	4/2	70%	1h 2min
AC1983	YYC	Arrived	18:28L	19	3/2	74%	52min
AC0788	JFK	Arrived	18:30L	23	6/3	61%	56min
AC0155	YUL	Arrived	18:36L	25	8/4	52%	44min
AC1985	JFK	Arrived	18:59L	20	6/7	35%	21min
AC0127	MIA	Arrived	19:11L	18	9/5	22%	9min
AC0628	YYC	On Time	19:23L	20			
AC0253	YUL	On Time	19:26L	24			
AC9632	JFK	Delayed	19:30L	15			
AC9652	MIA	Early	19:30L	17			
AC9874	YUL	On Time	19:33L	24			
AC0147	MIA	On Time	19:38L	21			
AC0258	YUL	Cancelled	19:53L	23			
AC0369	JFK	On Time	19:58L	22			

A 'Hot/Cold' bag refers to the connection minutes between the incoming flight estimated arrival and the outbound flight estimated departure. It is 'HOT' if that time is less than or equal to the connection hot threshold of 60 minutes.

Time on block since flight arrived

#### Time on Block Legend – Minutes since the flight has arrived

<b>Yellow</b>	After 30 minutes the cell will display in yellow if the flight is not 100% complete
<b>Red</b>	After 60 minutes the cell will display in yellow if the flight is not 100% complete

### Outbound Transfer Screen

The outbound transfer screen will display flight number, destination, fin, lateral, status, departure time, expected transfer bags, remaining hot/cold bags, percentage until completion and time until departure.

Flight	Destination	Fin	Lateral	Status	Departure Time	Expected Transfer Bags	Remaining Hot/Cold	Completion	Time to Departure
AC0123	YVR	117	LE4	On Time	18:42L	24	0/0	100%	Departed
AC0128	YUL	113	LE1	On Time	18:45L	20	4/2	70%	5min
AC1983	YYC	105	LE11	On Time	18:48L	19	3/2	74%	8min
AC0788	JFK	592	LD3	On Time	18:50L	23	6/3	61%	10min
AC0155	YUL	445	LE15	On Time	18:56L	25	8/4	52%	16min
AC1985	JFK	273	LD10	Delayed	19:10L	20	6/7	35%	30min
AC0127	MIA	684	LE9	On Time	19:19L	18	9/5	22%	39min
AC0628	YYC	543	LE3	On Time	19:23L	20	10/7	15%	43min
AC0253	YUL	179	LD4	On Time	19:26L	24	12/8	17%	46min
AC9632	JFK	701	LE10	Delayed	19:30L	15			
AC9652	MIA	237	LE2	On Time	19:30L	17			
AC9874	YUL	363	LE4	On Time	19:33L	24			
AC0147	MIA	389	LD1	On Time	19:38L	21			
AC0258	YUL	408	LE6	Cancelled	19:53L	23			
AC0369	JFK	844	LE1	On Time	19:58L	22			

A 'Hot/Cold' bag refers to the connection minutes between the incoming flight estimated arrival and the outbound flight estimated departure. It is 'HOT' if that time is less than or equal to the connection hot threshold of 60 minutes.

1 - 15 of 45

BROCK OUTBOUND  
Outbound Transfer Flights

#### Time to Departure Legend

This column shows the hours and minutes until a flight departs from the airport. The cell will change the closer it gets to the departure time.

<b>Yellow</b>	60 minutes left: the cell will turn yellow if the flight is not 100% complete
<b>Red</b>	30 minutes left: the cell will turn yellow if the flight is not 100% complete

#### Outbound Transfer Keypad Information

The following table details the keypad information relevant to the display screen.

Hotkey	Function
(+)	Show next page of flights
(-)	Show previous page of flights
(/)	Return to the first page of flights



### Baggage Job Aid: Inbound Claim, Inbound Pier Display & Keypad Information

This job aid details what information is displayed on the Inbound Claim, Inbound Pier Display Screens and keypad information. If you have any questions, please contact your supervisor.

#### Inbound Claim Screen

The inbound claim screen displays flight, origin, arrival time, bag scanned status, oversized (pending data availability), transfer bags, first and last bag an upcoming flight.

The screenshot shows a table of flight data with the following columns: Flight Number, Origin, Status, Planned, Delivered at Claim, Oversize, Seen, First Bag, Last Bag Countdown, and TTTG. The first row (AC1983) is highlighted in red, the second (AC788) in yellow, and the third (AC0122) in white. Callouts point to specific values: 'Flight origin and arrival time' points to 'YVR' and '17:20 45min'; 'Number of expected oversized bags' points to '3'; 'Delivered at Claim' points to '70'; 'Seen' points to '187'; 'Arrived/Planned' points to '375'; and 'Seen' indicates the number of bags have been inducted to the system points to '187'.

**Callout 1:** Flight origin and arrival time

**Callout 2:** Number of expected oversized bags

**Callout 3:** 'Delivered at Claim' indicates the total number of bags scanned for this flight seen at this claim.



**Callout 4:** 'Arrived/Planned' indicates the number of bags planned to arrive. '375' is total bags on the flight. '275' is the number of terminating bags. '130' indicates number of transfer bags.

**Callout 5:** 'Seen' indicates the number of bags have been inducted to the system

#### Colour Legend

\*\* Once a flight has arrived, a time in minutes will display informing the user how long it has been since the flights arrival.

Blue	Flight is early
Yellow	After 20 minutes if this flight card is still shown on the page the section will show a yellow background.
Red	After 40 minutes if this flight card is still shown on the page the section will show a yellow background.

### Inbound Pier Display Screen

Inbound Pier display shows flight number, origin, stand number, claim carousel, expected bags, terminating & transfer (remaining), completion based off of the terminating and transfer date and estimated time of arrival.

Flight	Origin	Stand	Claim	Expected Bags	Terminating & Transfer	Completion	ATA/ETA
AC0123	YVR	120	STBY	190	3 / 1	83%	19:00L
AC0128	YUL	401	CF9	187	4 / 2	70%	19:05L
AC1983	YYC	101	CF7	200	3 / 2	74%	19:12L
AC0788	JFK	201	CF9	197	6 / 3	61%	19:12L
AC0155	YUL	302	CF8	215	8 / 4	52%	19:15L
AC1985	JFK	402	CF6	225	6 / 7	35%	19:18L
AC0127	MIA	102	CF7	218	9 / 5	22%	19:19L
AC0628	YYC	202	CF7	203	10 / 7	15%	19:23L
AC0253	YUL	303	CF9	195	12 / 8	17%	19:26L
AC9632	JFK	203	CF7	178	7 / 5	20%	19:30L
AC9652	MIA	101	CF8	186	10 / 5	12%	19:30L
AC9874	YUL	401	CF9	210	15 / 6	-	19:42L
AC0147	MIA	302	CF7	219	12 / 8	-	19:48L
AC0258	YUL	201	CF9	214	11 / 9	-	Cancelled
AC0369	JFK	102	CF8	208	12 / 7	-	19:58L

Claim location that is assigned to the flight



- Claim currently in use
- Claim is free
- ▼ Flight has been put into stand-by mode

Blue	Flight is early
Yellow	Flight's ETA has changed and is either delayed or early
Red	Flight is canceled
✈	Flight has not landed yet at the airport

### Inbound Pier Keypad Information

The following table details the keypad information relevant to the display screen.

Hotkey	Function
(+)	Show next page of flights
(-)	Show previous page of flights
(/)	Return to the first page of flights
(0)	Global
(1)	Transborder
(2)	International
(3)	Domestic
Filter Options by Display Location	
	Transborder
	International
	Domestic
	Global

### Baggage Job Aid: Outbound Pier Display & Keypad information



This job aid details what information is displayed on the outbound pier screens. If you have any questions, reach out to your supervisor.

#### Outbound Pier Display

Outbound Pier screen displays flight number, destination, stand, FIN, lateral, expected bags, non-seen/local transfer, not loaded, local transfer and estimated time of departure (ETD).

Flight	Dest	Stand	FIN	Lateral	Expected Bags	Not Seen Local/Transfer	Not Loaded Local/Transfer	ETD
AC0123	YVR	120	6845	LE1	190	12/7	129/70	19:58L
AC0128	YUL	123	7412	LE3	187	11/9	110/90	19:50L
AC1983	YYC	130	852	LE4	200	12/8	125/82	19:48L
AC0788	JFK	145	963	LE2	197	15/6	150/68	19:42L
AC0155	YUL	150	753	LE1	215	10/5	122/58	19:30L
AC1985	JFK	153	951	LD1	225		117/88	19:30L
AC0127	MIA	130	6845	LD4	218		2/82	19:28L
AC0628	YYC	132	7412	LE6	203		1/71	19:23L
AC0253	YUL	120	863	LE5	195		2/58	19:19L
AC9632	JFK	123	7894	LD2	178		5/52	19:18L
AC9652	MIA	130	258	LE1	186		5/41	19:15L
AC9874	YUL	145	649	LD1	210		2/30	19:12L
AC0147	MIA	150	519	LD3	219		8/20	19:07L
AC0258	YUL	153	324	LE7	214		2/20	Cancelled
AC0369	JFK	132	984	LD2	208	3/1	30/10	19:00L

1 - 15 of 45


Outbound Pier Display - Pier B, International
19:40 

#### ETD Legend

Blue	Flight is early
Yellow	Flight's ETA has changed and is either delayed or early
Red	Flight is canceled
▶	Flight has left the airport

'Not Seen' indicates that the system has not inducted the bag yet

'Not Loaded' indicates that a bag is in the system, but not yet loaded



### Outbound Pier Display Keypad Information

The following table details the keypad information relevant to the display screen.

Hotkey	Function
(+)	Show next page of flights
(-)	Show previous page of flights
(/)	Return to the first page of flights
(0)	Global
(1)	Transborder
(2)	International
(3)	Domestic
(4)	Pier B
(5)	Pier C
(6)	Pier D
(7)	Pier E
(8)	Pier F
(9)	Pier HHF
Filter Options by Display Location	
	Transborder
	International
	Domestic
	Global
	Flights at Pier B
	Flights at Pier C
	Flights at Pier D
	Flights at Pier E
	Flights at Pier F
	Flights at Pier HHF