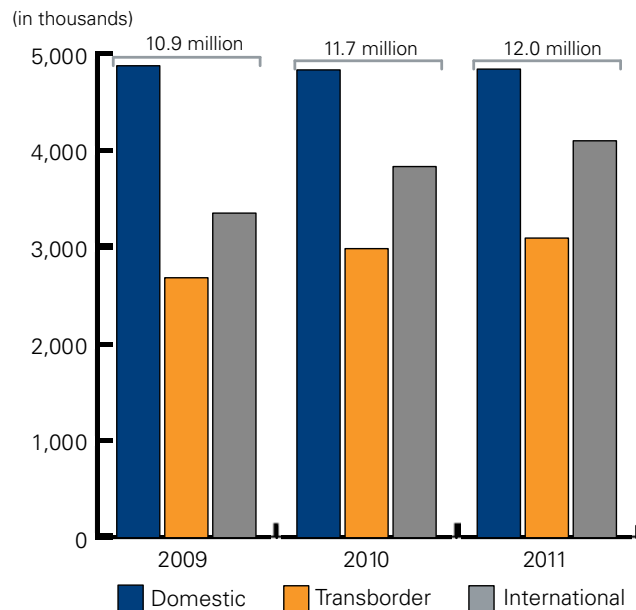


## Passenger Traffic at Toronto Pearson

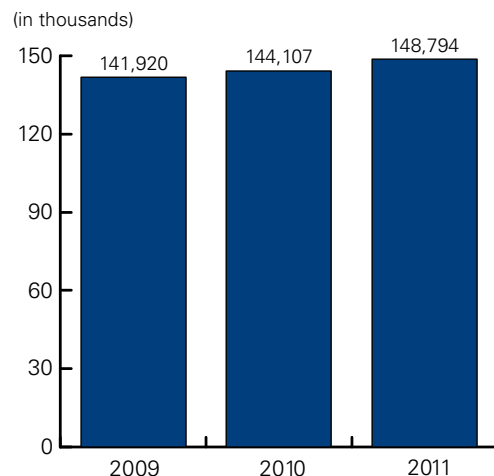
(May–August, 2009–2011)



**Note:** These numbers are estimates.

## Runway Movements at Toronto Pearson

(May–August, 2009–2011)



**Note:** These numbers are estimates.

## Toronto Pearson reduces fees for 2012

For the fifth consecutive year, the GTAA has approved reductions to the fees charged to airlines operating at Toronto Pearson. Taking effect January 1, 2012, the new rates and charges will result in a 2.5 per cent reduction in overall fees charged to airlines. Cargo carriers will see a 6.9 per cent fee reduction.

"Our goal is to make Toronto Pearson as competitive as possible," said Lloyd McCoomb, President and CEO of the GTAA. "We are working to become North America's premier passenger gateway, and these fee reductions show that we are committed to helping the air carriers grow their business in Toronto."

## Air Services

A number of changes have come to airline offerings at Toronto Pearson.

**Air Canada** changed its schedule as follows:

- Increased frequency—to Bogota, to Grand Cayman
- Increased capacity—to Fort Myers, to Montego Bay, to Orlando, to Tokyo Narita
- Increased frequency and capacity—to Santiago de Chile and Buenos Aires
- Reduced frequency—to Copenhagen, to Munich, to Tel Aviv, to Cayo Coco
- Service cancellation—to Manchester, N.H.

**WestJet** expanded its codeshare agreement with **American Airlines** covering selected domestic routes from Toronto Pearson, operated by WestJet

(Quebec City; St. John's, N.L.; Thunder Bay; and Winnipeg), as well as selected transborder routes, operated by American Airlines (Chicago and Boston).

WestJet began codesharing with **KLM** on September 26, making KLM the first European carrier to place its code on WestJet's domestic service, giving it access to 10 additional Canadian cities through its hub at Toronto Pearson: Halifax, Montreal, Ottawa, Thunder Bay, Winnipeg, Regina, Saskatoon, Calgary, Edmonton and Kelowna.

WestJet changed its schedule as follows:

- New non-stop service—to San Juan, twice weekly
- Increased capacity—to Ft. Lauderdale, to Las Vegas
- Maintained summertime frequency—to Montreal, to Ottawa
- Reduced capacity—to Orlando

**Air Transat** changed its schedule as follows:

- New non-stop service—to San Juan, twice weekly
- Increased capacity—to Ft. Lauderdale, to Las Vegas
- Maintained summertime frequency—to Montreal, to Ottawa
- Reduced capacity—to Orlando

**Transaero** increased capacity on its twice-weekly Toronto–Moscow Domodedovo, using a Boeing 777-200ER.

**Alitalia** increased capacity on its Toronto–Rome service.

**Austrian Airlines** increased frequency on its Toronto–Vienna route.

**Delta Air Lines** resumed twice-daily Toronto–Boston service.

Germany's **Condor Airlines** will launch Toronto–Frankfurt service on June 22, 2012.

**KLM** reduced capacity on its Toronto–Amsterdam service from 14 times weekly to 10 times weekly, while **Korean Air** reduced its Toronto–Seoul service from daily to five times weekly.

On November 17, **American Airlines** cancels its Toronto–Boston service.

### Night Flight Budget

The growing vitality of the Greater Toronto Area attracts thousands of people that arrive each year in pursuit of jobs, education and a promising future for themselves and their families.

We are seeing an increase in demand for travel. This trend has led to an increased demand for night flights. In fact, passenger growth during the night far outpaces growth during the day.

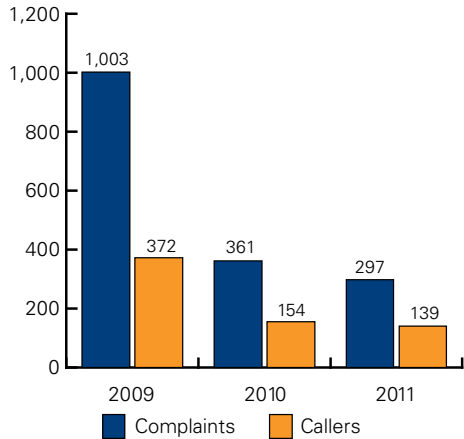
Toronto Pearson's current allowance for nighttime flights was established by Transport Canada in 1997. This allowance limits the number of night flights by assigning a budget—a pre-established number of flights—that are permitted between 12:30 and 6:30 a.m. for a year.

Our forecasts show a gap between the demand for nighttime activity and the budget set by Transport Canada 15 years ago. We need to explore how we can resolve this gap.

The GTAA is drafting a request for a modest increase to the number of flights that are allowed during the night. This request will be submitted to Transport Canada this year. For more information about our request and our community outreach, please visit [www.torontopearson.com/community](http://www.torontopearson.com/community).

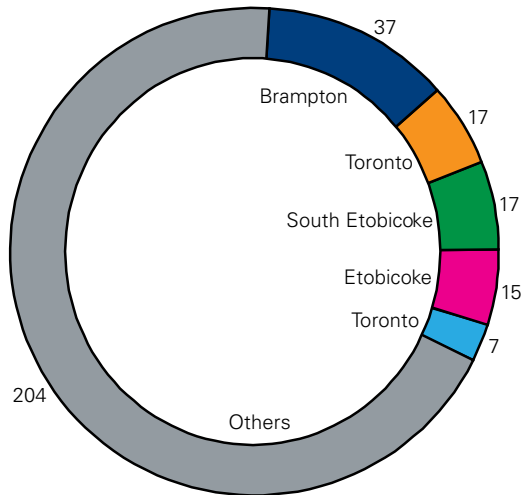
**Noise Complaints and Callers**

(May–August, 2009–2011)



**Top Five Callers vs. All Other Callers**

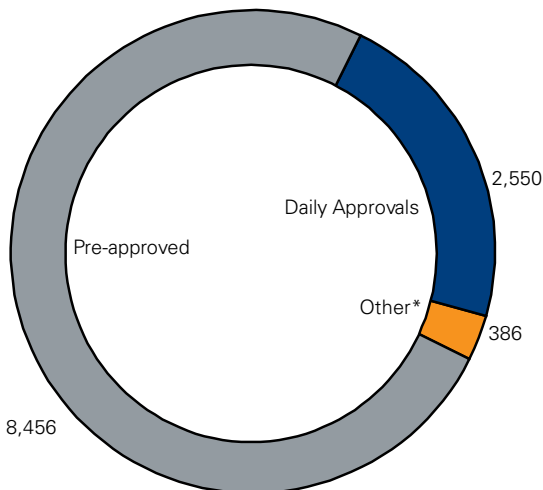
(May–August, 2011)



This chart shows the number of complaints made by our five most frequent callers, identified by location.

**Restricted Hours Flights**

(November 2010–August 2011)



\*Other operations include potential night violations, medevac flights, weather alternate flights, military and police

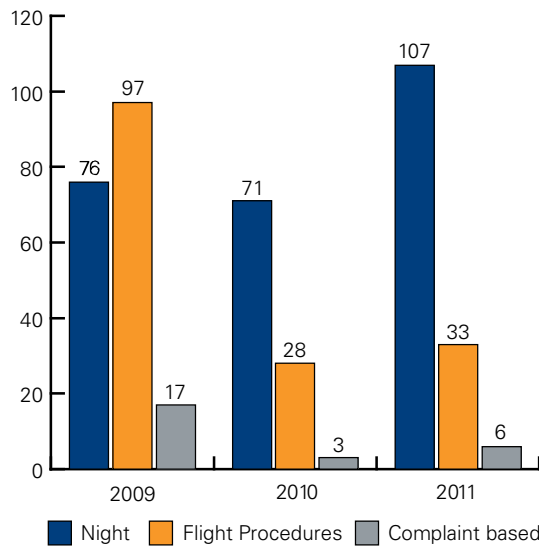
**Early Turn Trial**

The trial program allowing early turns on the north/south runways and extended prop turn hours continues, and related complaints are minimal.

Throughout the trial from March 3, 2008, to August 31, 2011, 1,826 eligible jet aircraft (21 per cent) conducted an early turn off the north/south runways, resulting in six complaints. During this time, 2,064 props (94 per cent) conducted early turns between the hours of 6:30 and 6:59 a.m., while 2,502 (86 per cent) initiated early turns between 11:01 and 11:30 p.m., resulting in 25 complaints.

**Enforcement Investigations**

(May–August, 2009–2011)

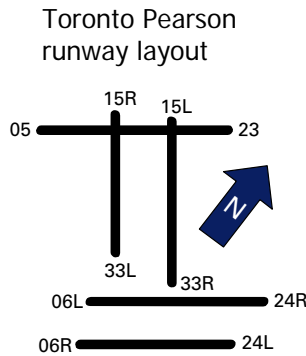


**Comparison of Aircraft Movements and Noise Complaints by Runway Operation**

From May to August 2011, there were 148,794 aircraft movements at Toronto Pearson, resulting in 297 complaints, of which 120 were related to aircraft arrivals, 176 were related to aircraft departures, and one was unrelated to runway operations.

The following tables attribute noise complaints to various runway operations.

Arrivals in May–August 2011		
Runway	Movements	Complaints
From east		
23	12,743	10
24R	5,586	10
24L	18,602	31
From south		
33R	157	7
33L	1,313	11
From west		
06R	13,321	15
06L	3,138	6
05	16,626	12
From north		
15R	64	2
15L	2,879	16
<b>Total</b>	<b>74,429</b>	<b>120</b>



Departures in May–August 2011		
Runway	Movements	Complaints
To east		
05	7,097	4
06L	12,140	18
06R	9,489	22
To south		
15L	331	45
15R	6	0
To west		
24L	6,876	7
24R	10,429	19
23	19,823	11
To north		
33L	843	1
33R	7,331	49
<b>Total</b>	<b>74,365</b>	<b>176</b>