

2010

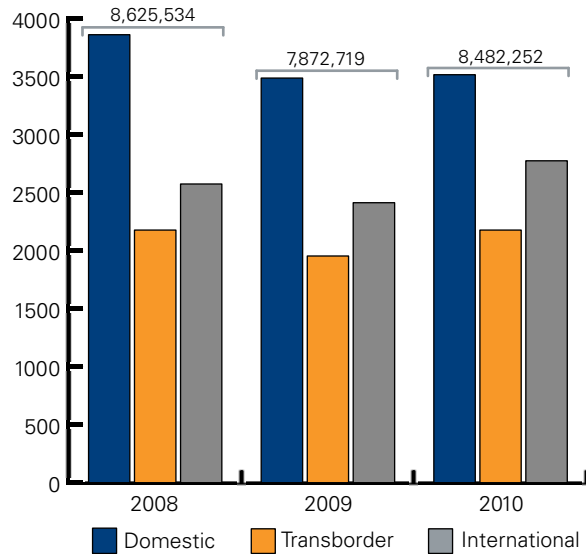
CONSULTATIVE COMMITTEE—UPDATE

GREATER TORONTO AIRPORTS AUTHORITY

SEPTEMBER 2010

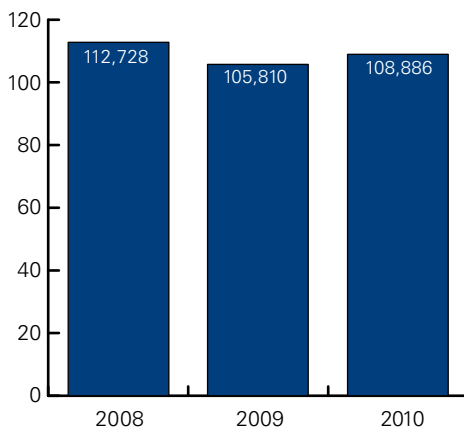
Passenger Traffic at Toronto Pearson (May–July, 2008–2010)

(in thousands)



Runway Movements at Toronto Pearson (May–July, 2008–2010)

(in thousands)



Toronto Pearson wins prestigious Eagle Award

On June 7, Toronto Pearson was honoured by airlines around the globe with the 2010 International Air Transport Association (IATA) Eagle Award for Most Improved Airport. This award recognizes the significant strides Toronto Pearson has made in its commitment to working with the air carrier industry.

The IATA Eagle Awards are presented in recognition of an airport's outstanding performance in airline satisfaction, cost efficiency and continuous improvement. Marilynne Day-Linton, Chair of the GTAA Board of Directors, accepted the award at IATA's World Air Transport Summit in Berlin, Germany.

Air Services

Starting October 30, **Air Canada** will launch daily CRJ705 service to New Orleans, La. For the winter season, Air Canada will also increase service on the following routes:

- Beijing, daily
- Munich, daily
- Bogota, three to four times weekly
- Tel Aviv, three to four times weekly

WestJet will launch service to four new destinations during the winter season:

- New Orleans, four times weekly
- Palm Springs, twice weekly
- Grand Cayman, three times weekly
- Santa Clara, Cuba, weekly



Starting November 2, WestJet will increase its Miami service to 10 times weekly for the winter season. In addition, the following seasonal summer routes are now year-round service:

- Bermuda, three times weekly
- Puerto Vallarta, Mexico, weekly
- Samana, Dominican Republic, weekly

On June 23, **Virgin America** launched daily service to San Francisco and Los Angeles. Virgin America is the first U. S. low cost carrier to serve Toronto Pearson.

On September 7, **Delta Air Lines** will increase its New York service to four times daily.

On October 31, **Air India** will begin direct non-stop service to Delhi, while its existing service to Amritsar will become a connection via Delhi.

On October 31, **Cathay Pacific** will increase Hong Kong service to 12 times weekly with B777 aircraft.

On November 1, **LAN Airlines** will increase Santiago, Chile, service to five times weekly.

On November 27, **Hainan Airlines** will launch direct flights to Beijing with A340 aircraft.

Runway Run 2010

On June 19, more than 2,000 runners and walkers came out to enjoy a Saturday morning on an airport runway, raising more than \$70,000 for the William Osler Health System Foundation.

Committee Updates

On June 16, the **Community Environment and Noise Advisory Committee** discussed potential impacts of the G8/G20 summits. All went well at the end of June when Toronto Pearson handled 76 aircraft carrying foreign dignitaries. There were no impacts on regular passenger operations, although the roads around the airport and in the city were affected by motorcades.

On August 18, the **Consultative Committee on Taxicabs and Limousines** discussed the strategies used during the Anti-Scooper Initiative at Toronto Pearson, which resulted in many convictions and a reduction in scooper activity at the airport.

Arts and Culture

Ontario has one of the largest and best parks systems in the world. Beyond the breathtaking park landscapes, there are numerous research projects and species monitoring and restoration programs taking place. These initiatives help maintain the ecological integrity of Ontario Parks and keep Ontario's landscapes as natural and healthy as possible.

Connecting Naturally, an exhibition created by Ontario Parks, is presented in two parts—the first is diorama style, with a moose in its habitat. The second is a series of 20 small cases, each featuring a different park activity, from canoeing to bird watching to turtle research.

Ontario Parks, part of the Ministry of Natural Resources, join the United Nations in celebrating the International Year of Biodiversity in 2010.

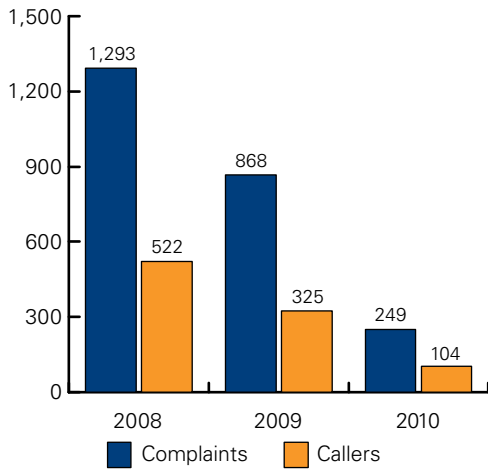
Ontario Parks...Connecting Naturally is on display in Terminal 1, U.S. Departures and International Departures until November 22. Travel documents are required to view these exhibitions

Did you know these facts about Ontario Parks:

- Ontario has more than 300 provincial parks, covering over 7.9 million hectares of land.
- Ontario parks receive more than 10 million visitors each year by people from around the world.
- Renowned Canadian painter Tom Thomson (1877–1917) not only painted in Algonquin Park, but also acted as a guide and fire ranger during the summers.

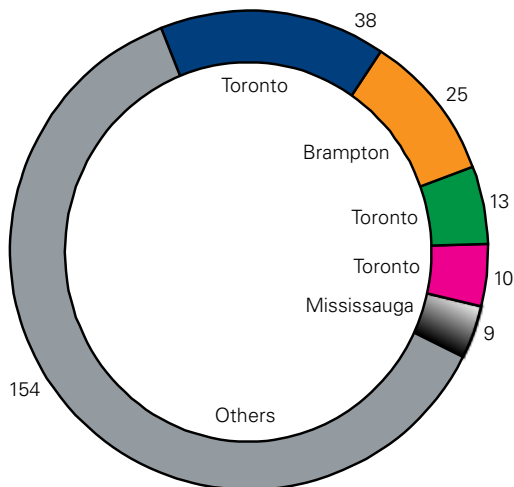
Noise Complaints and Callers

(May–July, 2008–2010)



Top Five Callers vs. All Other Callers

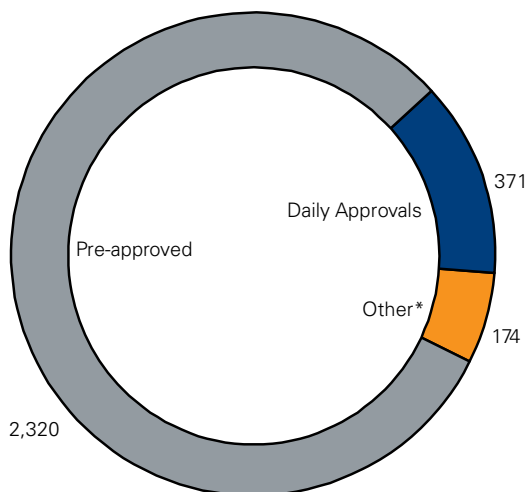
(May–July, 2010)



This chart shows the number of complaints made by our five most frequent callers, identified by location.

Restricted Hours Flights

(May–July, 2010)



*Other operations include potential night violations, medevac flights, weather alternate flights, military and police

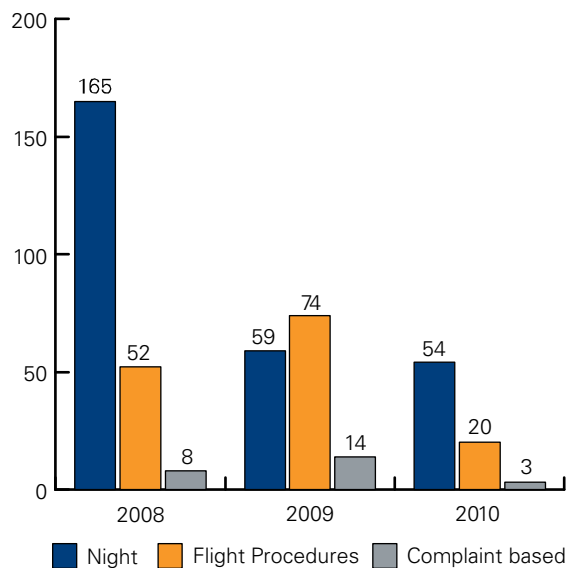
Early Turn Trials

The trial program that includes early turns on the north/south runways and extended prop turn hours continues, and related complaints are minimal.

Throughout the trial from March 3, 2008, to July 31, 2010, 1,314 eligible jet aircraft (22 per cent) conducted an early turn off the north/south runways, resulting in six complaints. During this time, 1,683 props (94 per cent) conducted early turns between the hours of 6:30 and 6:59 a.m., while 1,696 (84 per cent) initiated early turns between 11:01 and 11:30 p.m., resulting in 25 complaints.

Enforcement Investigations

(May–July, 2008–2010)



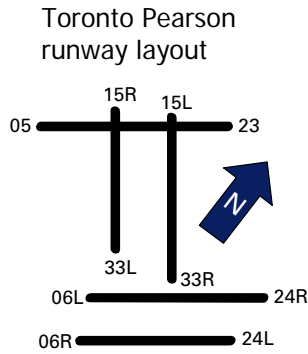
Comparison of Aircraft Movements and Noise Complaints by Runway Operation

From May to July, 2010, there were 108,481 aircraft movements at Toronto Pearson, resulting in 249 complaints, of which 66 were related to aircraft arrivals, 171 were related to aircraft departures, and 12 were non-runway complaints.

The following tables attribute noise complaints to various runway operations between May and July, 2010.

Arrivals in May–July, 2010

Runway	Movements	Complaints
From east		
23	10,505	5
24R	12,516	15
24L	8,328	11
From south		
33R	207	5
33L	1,027	8
From west		
06R	5,883	5
06L	5,080	9
05	8,886	3
From north		
15R	308	1
15L	690	4
Total	53,430	66



Departures in May–July, 2010

Runway	Movements	Complaints
To east		
05	6,293	2
06L	12,176	23
06R	149	0
To south		
15L	331	28
15R	1	0
To west		
24L	81	0
24R	13,100	15
23	17,951	49
To north		
33L	1,864	6
33R	3,105	48
Total	55,051	171