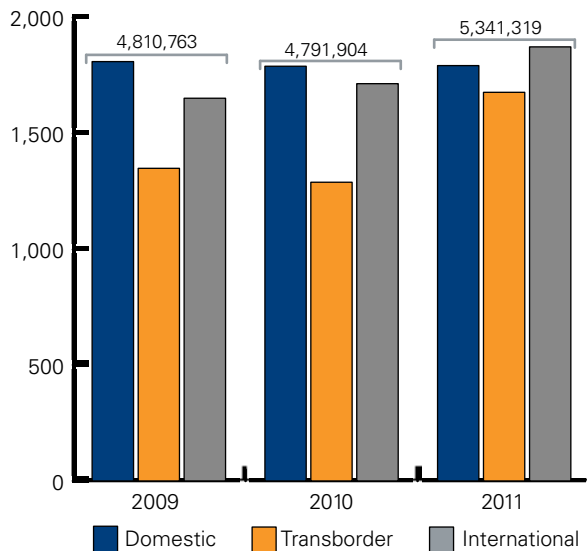


## Passenger Traffic at Toronto Pearson

(January–February, 2009–2011)

(in thousands)

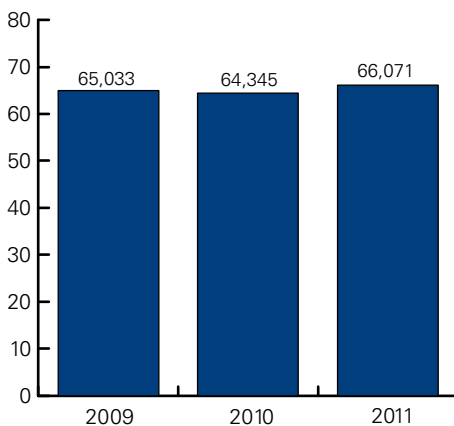


**Note:** These numbers are estimates.

## Runway Movements at Toronto Pearson

(January–February, 2009–2011)

(in thousands)



**Note:** These numbers are estimates.

## Toronto Pearson recognized for excellence in cargo operations

Toronto Pearson was ranked the fourth best cargo operation in North America for airports handling between 400,000 and 999,999 tonnes of cargo per year, according to the 2011 Air Cargo Excellence Survey conducted by Air Cargo World.

The rankings are based on performance, value, facilities and operations as ranked by the airlines, which reinforces the importance of the sound infrastructure investments made by the GTAA.

Toronto Pearson handled 482,518 tonnes of cargo in 2010, making it Canada's busiest cargo airport.

## Air Services

Over the spring and summer, a number of changes will be coming to airline offerings at Toronto Pearson.

**Air Canada** is making some changes to its spring and summer schedule as follows:

- Toronto–Bogota, between June 12 and September 4, a fourth weekly service on Sundays, in addition to the year-round three weekly flights
- Toronto–Santiago de Chile–Buenos Aires, effective May 2, daily service, up from the current five times weekly service
- Toronto–Copenhagen, between June 19 and September 4, daily service, returning to five times weekly service thereafter
- Toronto–Kingston, Jamaica, current five times weekly service with two flights a week being upgraded from Airbus 319 to Boeing 767 service

- Toronto–Madrid, between June 20 and August 26, daily service, returning to five times weekly service thereafter
- Toronto–Zurich, effective May 31, upgraded to Airbus A330-300 service, replacing the Boeing 767-300 series for an overall increase in seats
- Toronto–Gander, Newfoundland, between June 18 and September 5, summer non-stop service onboard an Embraer E190 aircraft

**WestJet** boosted their summer schedule as follows:

- Toronto–Cancun, effective May 2, daily service
- Toronto–Deer Lake, between June 24 and September 6, twice daily service
- Toronto–Ft. McMurray, between June 24 and September 6, daily service
- Toronto–Grand Cayman, weekly service continues year round.
- Toronto–Providenciales, twice weekly service continues year round.
- Toronto–St. Maarten, twice weekly service continues year round.
- Toronto–Vancouver, effective May 2, up to nine times daily service on weekdays

Westjet has also announced the following service increases on the eastern triangle routes, effective May 2:

- Toronto–Montreal, 10 times daily service, up from eight
- Toronto–Ottawa, nine times daily service, up from seven

A new codeshare agreement has been reached between WestJet and **American Airlines**. WestJet will begin putting its code on American Airlines' flights from Toronto to Boston, Chicago, Dallas,

Los Angeles, Miami and New York-JFK. American Airlines will put its code on WestJet's domestic flights from Toronto Pearson.

This month, both **LAN Airlines** and **Virgin America** ceased operations at Toronto.

**Air India** has increased capacity on its daily Toronto service to Delhi and Amritsar. This same-plane service uses a larger aircraft, the B777-300ER, which means an additional 448 weekly seats on this route.

**Hainan Airlines** has reduced service to Beijing to twice weekly until May 11. After that date, it will return to a three times weekly service.

During the summer season, **Aerosvit** will increase Kiev service to three times weekly using a Boeing 767-300, while **KLM** will increase Amsterdam service to 13 times weekly using either an Airbus 330-300 or a Boeing 777-200.

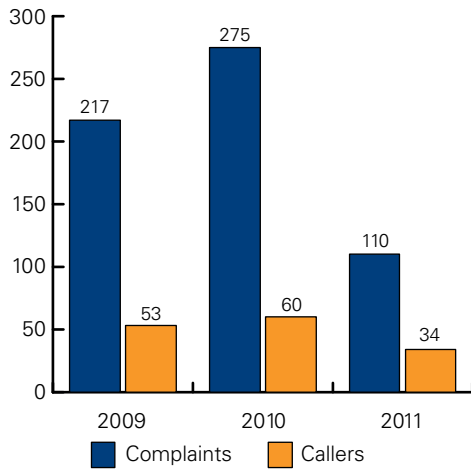
On June 1, **Icelandair** increases capacity on its seasonal summer service to Reykjavik to four times weekly using a larger Boeing 757-300, an increase of 200 seats per week. These flights now operate from Terminal 3.

On June 16, **Copa Airlines** becomes our newest carrier when it launches non-stop service to Panama City, Panama, four times weekly with a Boeing 737-700.

**Sunwing Airlines** will launch several European routes from Toronto Pearson between June 16 and September 12. The airline plans to operate twice weekly service to Amsterdam and Paris, weekly service to Dublin, Lisbon, Porto and Rome, and four times weekly service to London Gatwick. These flights will be operated by aircraft leased from Euro Atlantic Airways, except for Amsterdam which is operated by Arkefly.

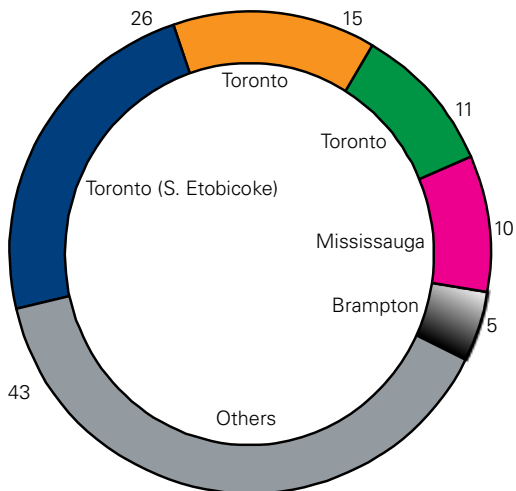
**Noise Complaints and Callers**

(January–February, 2011)



**Top Five Callers vs. All Other Callers**

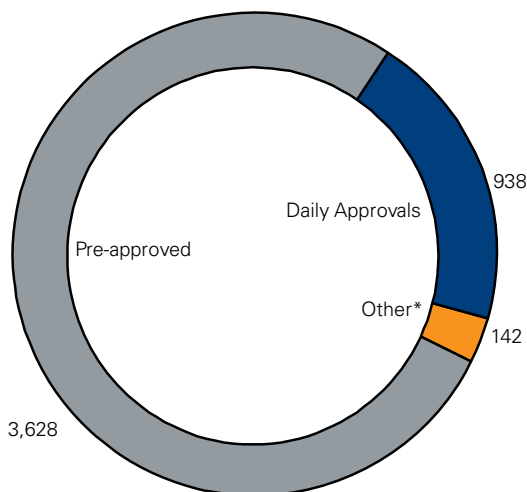
(January–February, 2011)



This chart shows the number of complaints made by our five most frequent callers, by location.

**Restricted Hours Flights**

(November 2010–February 2011)



\*Other operations include potential night violations, medevac flights, weather alternate flights, military and police

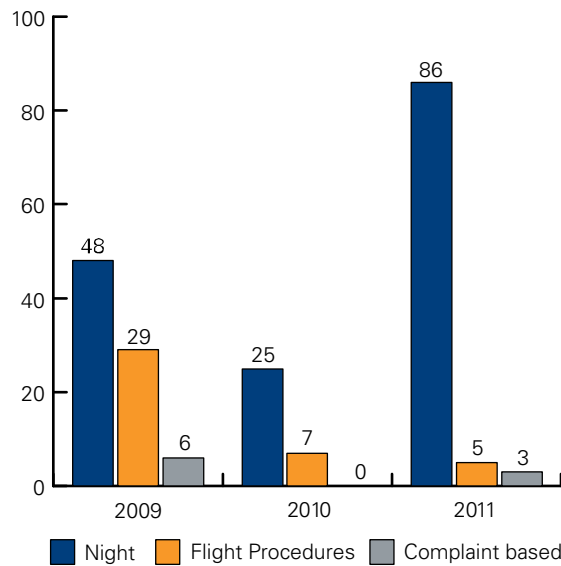
**Early Turn Trial**

The trial program allowing early turns on the north/south runways and extended prop turn hours continues, and related complaints are minimal.

Throughout the trial from March 3, 2008, to February 28, 2011, 1,664 eligible jet aircraft (22 per cent) conducted an early turn off the north/south runways, resulting in six complaints. During this time, 1,826 props (94 per cent) conducted early turns between the hours of 6:30 and 6:59 a.m., while 2,179 (85 per cent) initiated early turns between 11:01 and 11:30 p.m., resulting in 25 complaints.

**Enforcement Investigations**

(January–February, 2011)



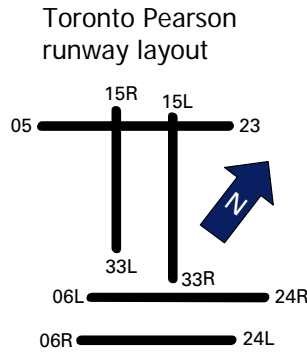
**Comparison of Aircraft Movements and Noise Complaints by Runway Operation**

Throughout January and February 2011, there were 66,071 aircraft movements at Toronto Pearson, resulting in 110 complaints, of which 84 were related to aircraft arrivals, and 26 were related to aircraft departures.

The following tables attribute noise complaints to various runway operations.

**Arrivals in Jan.–Feb. 2011**

Runway	Movements	Complaints
From east		
23	8,008	17
24R	5,776	16
24L	6,391	13
From south		
33R	265	11
33L	2,406	22
From west		
06R	2,391	0
06L	1,746	1
05	5,439	0
From north		
15R	10	0
15L	480	4
<b>Total</b>	<b>32,912</b>	<b>84</b>



**Departures in Jan.–Feb. 2011**

Runway	Movements	Complaints
To east		
05	1,875	2
06L	6,716	7
06R	259	1
To south		
15L	19	3
15R	230	3
To west		
24L	176	0
24R	10,302	1
23	9,977	3
To north		
33L	182	0
33R	3,423	6
<b>Total</b>	<b>33,159</b>	<b>26</b>

**Summer Construction Program**

As part of the 2011 airside construction program, there will be a requirement to restrict the use of certain runways. Planned construction will increase the use of non-standard traffic patterns to and from the airport. To minimize the impact of aircraft noise on the surrounding communities, the GTAA continues to work with Nav Canada, air carriers and construction managers. Please refer to GTAA.com for the latest information on the summer construction.