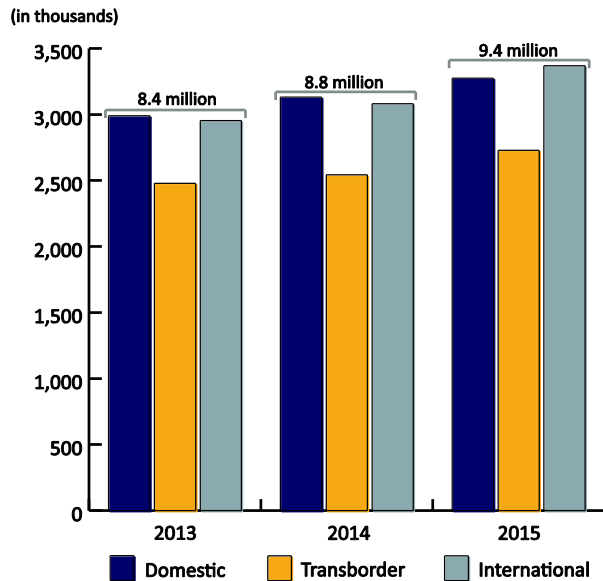


# CONSULTATIVE COMMITTEE UPDATE

MAY 2015

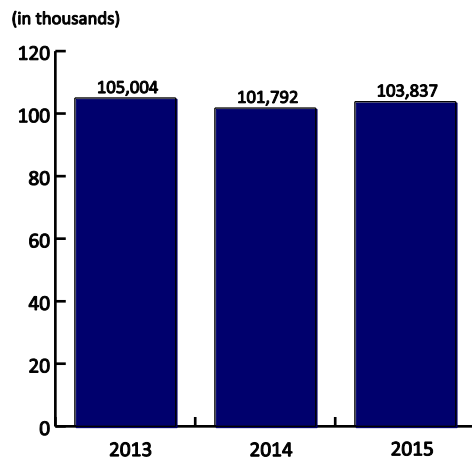


## Passenger Traffic at Toronto Pearson (January–March, 2013–2015)



Note: These numbers are estimates.

## Runway Movements at Toronto Pearson (January–March, 2013–2015)



Note: These numbers are estimates.

## Report details significance of Canada's airports

Canada's independent Public Policy Forum released a [report](#) summarizing a discussion of leading airport and aviation experts at an event it convened with the GTAA. We are pleased that the report clearly indicates the need to ensure Canada's airports remain competitive against other global hub airports.

In 2014, Toronto Pearson's passenger volume grew by 6.8 per cent over the previous year, reaching nearly 39 million passengers. This growth rate was second only to Seattle-Tacoma International Airport among the largest North American airports. Furthermore, Toronto Pearson is second only to John F. Kennedy International Airport for international passengers entering North America, with over 23 million international passengers travelling through Toronto Pearson in 2014. International passengers constituted 60 per cent of Toronto Pearson's total passengers in 2014.

## Air Services

This summer, **Air Canada** will launch new daily, non-stop service to Amsterdam, using Boeing 767-300ER aircraft, and will expand capacity on several routes, including Paris, Zurich, Sao Paulo, and Shanghai.

Starting May 1, daily service to Tokyo Narita returns using a Boeing 787.

This summer, **Air Canada rouge** increases service to Athens, Barcelona, Venice, and Dublin, and takes over mainline service to Lima, three times weekly, starting May 1.

This summer, **Air Canada Express** will add daily, non-stop service to Austin, Tex., using Bombardier CRJ705 aircraft.

Starting May 3, **WestJet** adds daily service to Gander, Nfld., for the summer season.

Starting May 4, new carrier **AeroMexico** launches daily, non-stop service to Mexico City, using Boeing 737 aircraft.

Starting June 8, **Air France** returns to offer daily service to Paris using a Boeing 747-400.

Starting June 16, **Air Transat** launches new, weekly, direct service to Budapest, via Montreal, using Airbus 330 aircraft. This summer, Air Transat plans to increase capacity from Toronto Pearson on several existing European routes.

**CanJet** announced significant layoffs and has cancelled its summer schedule as of May 4.

This summer, **China Eastern** will increase service to Shanghai from three times weekly to daily, and will replace the current Airbus 340-600 aircraft on this route with the Boeing 777.

This summer, **Condor** will increase service to Frankfurt from three to four times weekly. Condor has expanded its interline partnership with WestJet, adding 29 Canadian destinations to its roster.

This summer, **Cubana** is offering new destinations, including Santa Clara, Cayo Largo, and Cienfuegos.

This summer, **Icelandair** will add four weekly flights to Reykjavik, increasing to 11 times weekly, using a Boeing 757.

Starting May 18, **SkyGreece Airlines S.A.**, a new Greek trans-Atlantic carrier, provides three times weekly service to Athens using a Boeing 767-300ER, adding weekly service to Thessaloniki on May 20, and weekly service to Zagreb and Budapest on June 22.

### **New restaurant openings**

Located in Terminal 1 Transborder near Gate F60, the **Hearth** features Chef Lynn Crawford's flavourful creations of hearth-fired flatbreads,

fresh salads, sandwiches and small plates. The Hearth uses natural and seasonal ingredients, showcasing local Ontario farmers, growers, ranchers and Canadian fisherman.

Crawford is chef-owner of Ruby Watchco, a market-inspired, comfort food restaurant in Toronto's Riverside neighbourhood that has garnered critical acclaim as one of the best new restaurants in the country.

Located in Terminal 1 International near Gate E73, **LEE Kitchen** by Susur Lee offers a diverse menu that includes items such as traditional Dim Sum, Top Chef Chicken, and Cheeseburger Spring Roll Lettuce Wraps.

Travellers from all over the world may have experienced Lee's restaurants Bent and Lee, both in Toronto, and TungLok Heen at Hotel Michael in Singapore. Lee was named one of the Ten Chefs of the Millennium by *Food and Wine magazine*.

Located on Terminal 3 Departures Level before security, stop by **Wendy's** for all of your fast food favourites.

### **Arts and Culture**

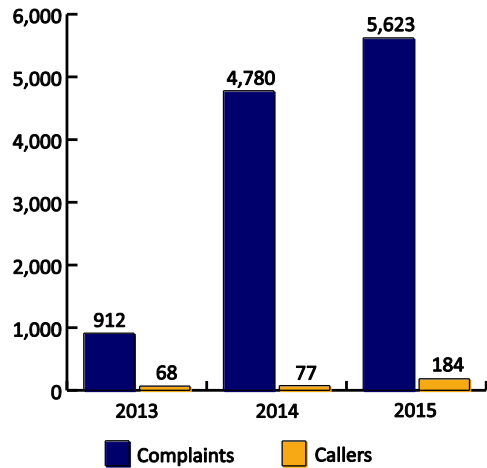
Eamon Mac Mahon is a Canadian artist working with photography and video. He grew up in the coal-mining town of Grande Cache, Alta., exposing him to the Canadian wilderness at a young age—this exposure is reflected in his work. *Amazon of the North* portrays a deep connection and respect for the Canadian Boreal Forest.

The images on display capture scenes of the forest from east to west, presenting various ecosystems touched and untouched by human development. The forest has always instilled a strong sense of well-being in Mac Mahon, and as a child it offered a space for exploration.

The exhibition is in Terminal 1, Malton Airport Gallery, above Canada Arrivals, until June 15.

**Noise Complaints and Callers**

(January–March, 2013–2015)



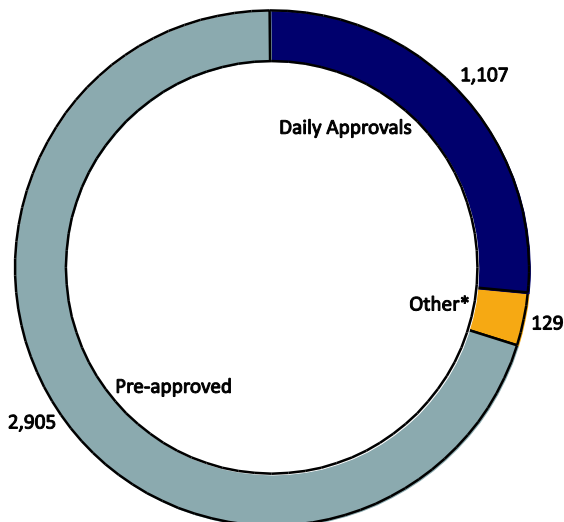
**Early Turn Trial**

The trial program allowing early turns on the north/south runways and extended prop turn hours continues.

Throughout the trial so far, from March 3, 2008, to March 31, 2015, 2,405 eligible jet aircraft (19 per cent) conducted an early turn off the north/south runways, resulting in nine complaints. During this time, 3,494 props (91 per cent) conducted early turns between the hours of 6:30 and 6:59 a.m., while 7,005 (83 per cent) initiated early turns between 11:01 and 11:30 p.m., resulting in 259 complaints.

**Restricted Hours Flights**

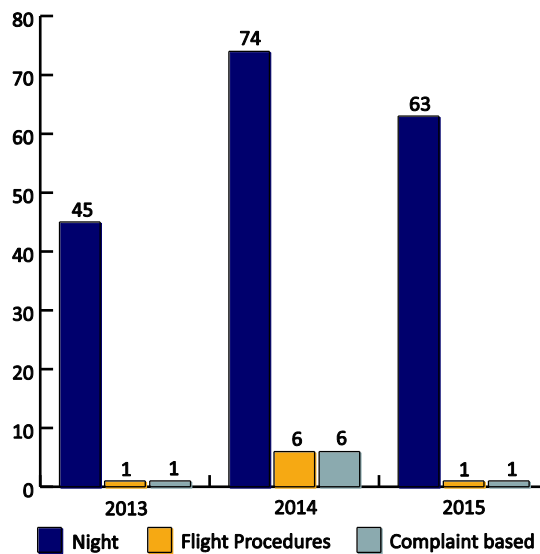
(November 2014–March 2015)



\*Other operations include medevac flights, weather alternate flights, military and police.

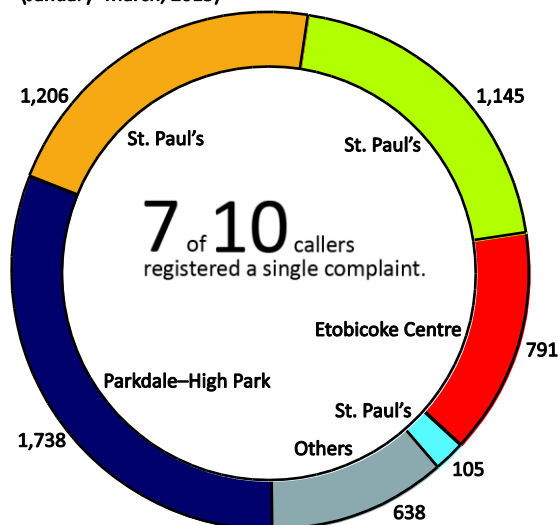
**Enforcement Investigations**

(January–March, 2013–2015)



**Top Five Callers vs. All Other Callers**

(January–March, 2015)



This chart shows the number of complaints made by our five most frequent callers, identified by location.

**Comparison of Aircraft Movements and Noise Complaints by Runway Operation**

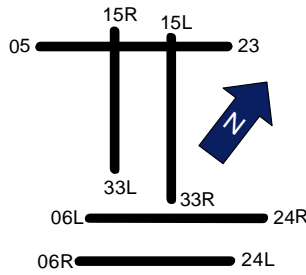
From January to March 2015, there were 103,837 aircraft movements at Toronto Pearson, resulting in 5,623 complaints from 184 complainants, of which 4,847 complaints were related to aircraft arrivals and 774 were related to aircraft departures. Further, two complaints were unrelated to runway operations.

The following tables attribute noise complaints to various runway operations.

**Arrivals in January–March 2015**

Runway	Movements	Complaints
From east		
23	13,145	356
24R	11,376	2,131
24L	7,899	1,795
From south		
33R	258	92
33L	2,798	357
From west		
06R	3,227	8
06L	2,681	8
05	9,547	92
From north		
15R	50	4
15L	771	4
<b>Total</b>	<b>51,752</b>	<b>4,847</b>

Toronto Pearson runway layout



**54.1** complaints/  
1,000 aircraft movements

**1.8** complainants/  
1,000 aircraft movements

**Departures in January–March 2015**

Runway	Movements	Complaints
To east		
05	3,403	13
06L	11,234	219
06R	175	4
To south		
15L	47	7
15R	235	32
To west		
24L	437	1
24R	15,113	340
23	16,682	91
To north		
33L	169	2
33R	4,590	65
<b>Total</b>	<b>52,085</b>	<b>774</b>