

2011

CONSULTATIVE COMMITTEE—UPDATE

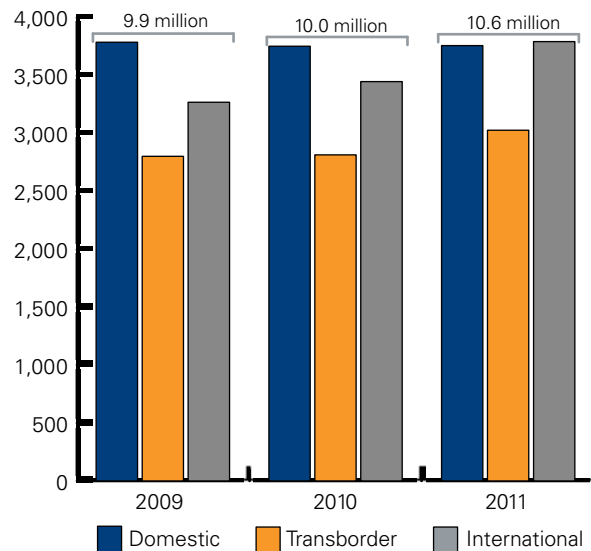
GREATER TORONTO AIRPORTS AUTHORITY

AUGUST 2011

Passenger Traffic at Toronto Pearson

(January–April, 2009–2011)

(in thousands)

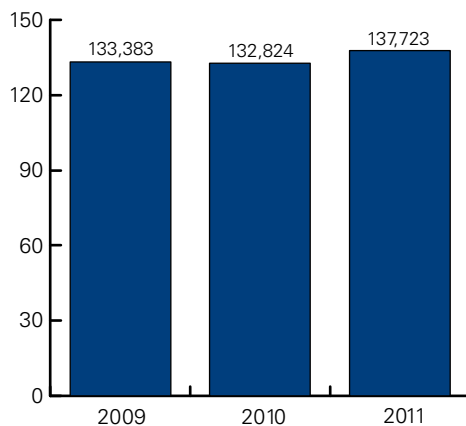


Note: These numbers are estimates.

Runway Movements at Toronto Pearson

(January–April, 2009–2011)

(in thousands)



Note: These numbers are estimates.



Toronto Pearson

International Airport | Aéroport International
For You. The World. | Pour vous. Le monde.

For You. The World.

Toronto Pearson revealed its new brand identity on June 7. The new logo, colour scheme, tagline and personality can be seen on doors, walls and floors throughout the airport. The tagline—For You. The World.—puts our customers at the centre of it all, and helps convey our commitment to being the ultimate host.

“We strive to give guests and carriers the world by doing whatever it takes to anticipate and cater to their needs,” said Pamela Griffith-Jones, Chief Marketing and Commercial Officer for the GTAA.

Toronto Pearson Street Festival

Mark September 17 on your calendars to celebrate Toronto Pearson's first annual Street Festival—a free, family-friendly event to see what happens behind the scenes between check in and take off. Drop by from 10 a.m. to 3 p.m. to enjoy local entertainment, airside and plane tours, test your skills in our obstacle course, and meet the diverse group that make Toronto Pearson run.

Registration is encouraged. Names will be entered into our Ultimate Airport Tour contest. For more information, visit our [Events for the Community](#) page on [TorontoPearson.com](#).



Air Services

A number of changes have come to airline offerings at Toronto Pearson.

Air Canada is making some changes to its schedule as follows:

- Toronto–Curacao, new weekly service
- Toronto–St. Kitts, new weekly service
- Toronto–St. Thomas–San Juan–Toronto, new weekly service, with San Juan non-stop service three times weekly
- Toronto–Fort Lauderdale, five times weekly service with Boeing 767-300, bringing overall service up to 28 times weekly
- Toronto–Fort Myers, three times daily service
- Toronto–Las Vegas, 15 times weekly service
- Toronto–Providenciales, five times weekly service
- Toronto–Montego Bay, capacity increase with Boeing 767-300, replacing a smaller Airbus
- Toronto–Orlando, capacity increase with Boeing 767-300, replacing several smaller aircraft

WestJet expanded its codeshare agreement with **American Airlines** covering selected domestic routes from Toronto Pearson, operated by WestJet (Quebec City; St. John's, N.L.; and Thunder Bay), as well as selected transborder routes, operated by American Airlines (Chicago and Boston).

WestJet will add non-stop service to San Juan this winter.

Air Transat launched weekly summer service to Istanbul, Turkey, with an Airbus 330-200.

In June, **Copa Airlines**, our newest carrier, launched non-stop service to Panama City, Panama, four times weekly with a Boeing 737-700.

Lufthansa will extend its Toronto–Dusseldorf service year-round, offering three times weekly service with an Airbus A330-200.

Arts and Culture

Earthly Inspirations presents works created in the craft studios at Harbourfront Centre, a non-profit organization promoting the arts. This facility is home to an Artist in Residence program where 20 recent graduates of university or college art programs create works in textiles, metal, ceramics and glass.

On display in Terminal 1, U.S. Departures and International Departures area until October 3, this show is a collaboration between Harbourfront Centre, the GTAA and the Masters of Museum Studies program at the University of Toronto.

Weather: a juried exhibition explores weather from both artistic and scientific perspectives in a two-exhibition show open in the galleries above the Canada Arrivals Hall in Terminal 1.

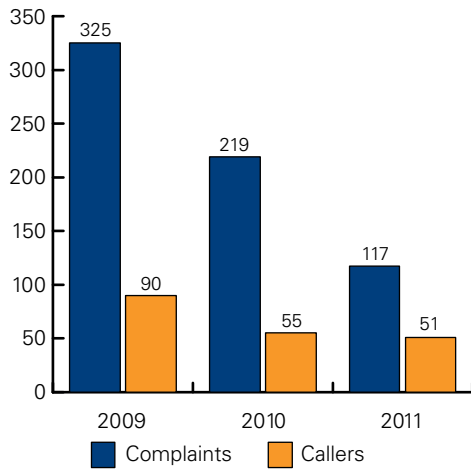
Local artists were invited to submit works that depict or were inspired by weather. From the 117 submissions, works of 21 artists were chosen by jurors Tara Cooper (artist and instructor at OCADU and Sheridan College), Cathy Griggs (resident artist at Living Arts Centre, Mississauga) and Olexander Wlasenko (curator at Station Gallery and artist).

Across the hall, *Observing Weather: A Canadian Contribution to Aviation* tells the story of meteorology in Canada through scientific equipment—both high and low tech. The show was developed by the Meteorological Service of Canada (MSC), part of Environment Canada, in celebration of its 140th anniversary and the 40th anniversary of Environment Canada.

MSC is one of Canada's oldest federal institutions. It has been delivering weather information to Canadians since 1871. The MSC is responsible for all activities related to weather forecasts and warnings, the ice service, and the science of meteorology, climate and air quality.

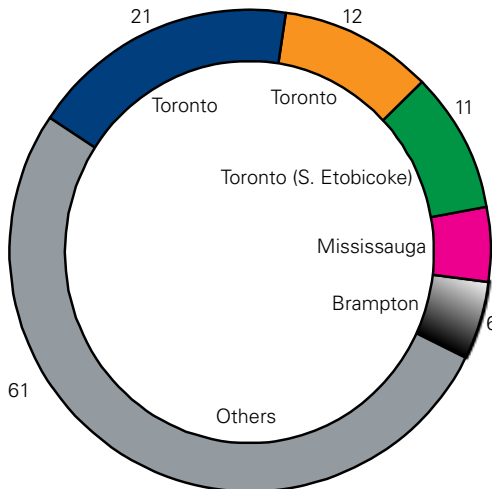
Noise Complaints and Callers

(March–April, 2011)



Top Five Callers vs. All Other Callers

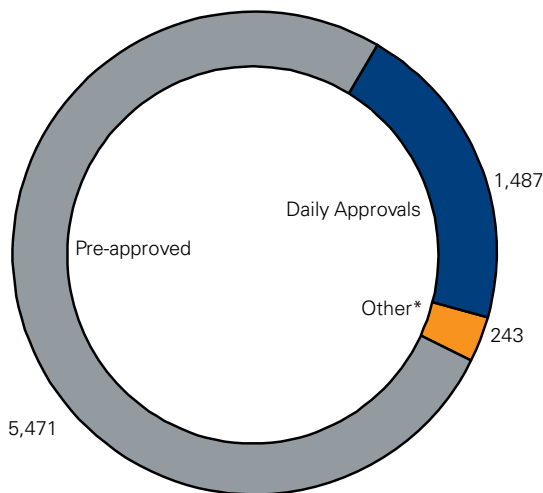
(March–April, 2011)



This chart shows the number of complaints made by our five most frequent callers, identified by location.

Restricted Hours Flights

(November 2010–April 2011)



*Other operations include potential night violations, medevac flights, weather alternate flights, military and police

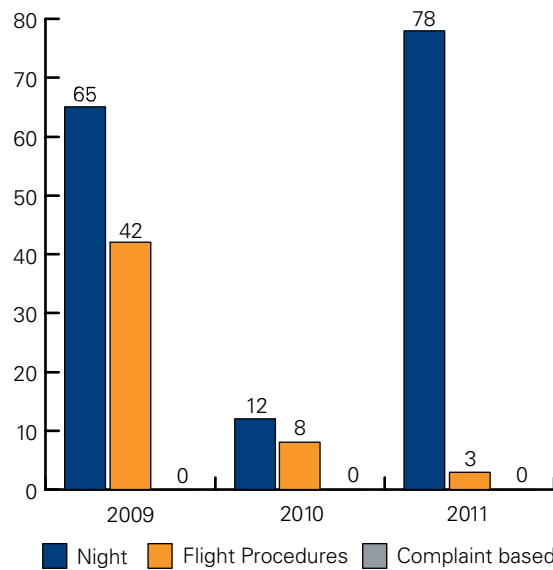
Early Turn Trial

The trial program allowing early turns on the north/south runways and extended prop turn hours continues, and related complaints are minimal.

Throughout the trial from March 3, 2008, to April 30, 2011, 1,753 eligible jet aircraft (22 per cent) conducted an early turn off the north/south runways, resulting in six complaints. During this time, 1,870 props (94 per cent) conducted early turns between the hours of 6:30 and 6:59 a.m., while 2,197 (85 per cent) initiated early turns between 11:01 and 11:30 p.m., resulting in 25 complaints.

Enforcement Investigations

(March–April, 2011)



Comparison of Aircraft Movements and Noise Complaints by Runway Operation

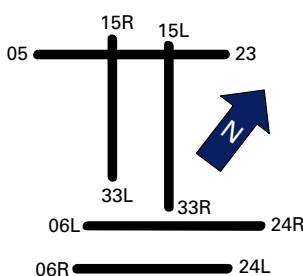
Throughout March and April 2011, there were 70,598 aircraft movements at Toronto Pearson, resulting in 117 complaints, of which 56 were related to aircraft arrivals, and 61 were related to aircraft departures.

The following tables attribute noise complaints to various runway operations.

Arrivals in March–April 2011

Runway	Movements	Complaints
From east		
23	5,372	7
24R	5,339	14
24L	4,691	8
From south		
33R	241	2
33L	1,897	7
From west		
06R	4,480	1
06L	3,244	4
05	9,236	6
From north		
15R	300	5
15L	509	2
Total	35,309	56

Toronto Pearson runway layout



Departures in March–April 2011

Runway	Movements	Complaints
To east		
05	4,251	5
06L	11,599	19
06R	62	5
To south		
15L	419	14
15R	66	2
To west		
24L	74	0
24R	6,882	2
23	8,237	7
To north		
33L	754	2
33R	2,945	5
Total	35,289	61