

CENAC

June 22, 2016



Toronto Pearson
International Airport | Aéroport International

Noise Statistics Update

COMMUNITY ENVIRONMENT AND NOISE ADVISORY COMMITTEE UPDATE



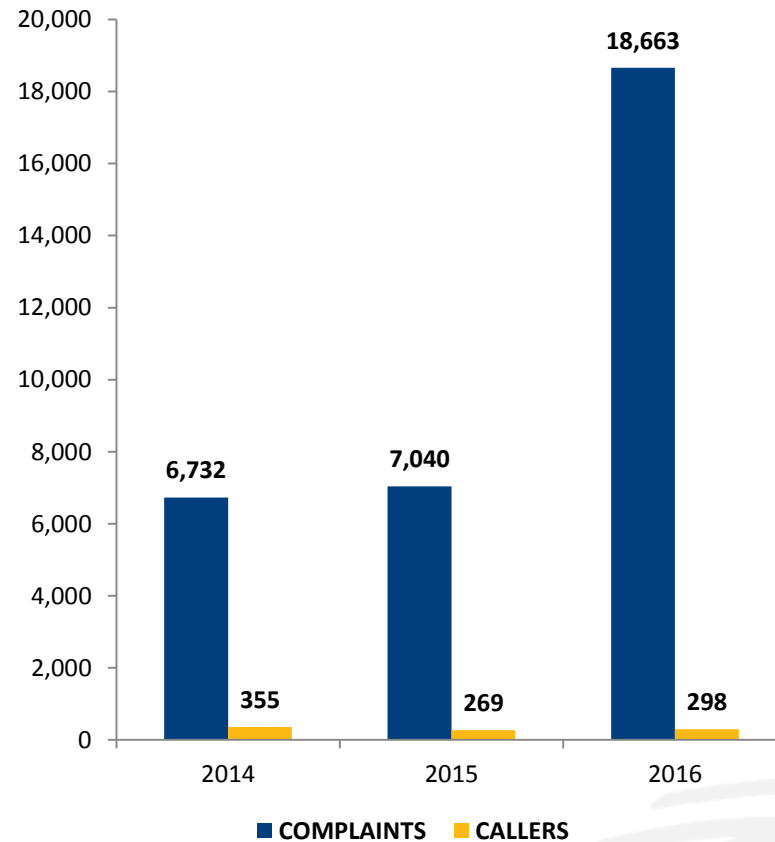
Toronto Pearson

Complaints & Callers

**2016 Complaints and Callers
(By Month)**

MONTH	COMPLAINTS	CALLERS
January	4,155	98
February	5,232	96
March	4,845	137
April	4,431	145
May		
June		
July		
August		
September		
October		
November		
December		

**Noise Complaints and Callers
(January to April, 2014-2016)**



Complaints & Callers

(Year to Date, By Forward Sortation Area (FSA))

FSA	COMPLAINTS	CALLERS
L3P	17	1
L3T	5	3
L4H	43	6
L4J	2	2
L4K	1	1
L4L	131	1
L4T	92	2
L4W	41	8
L4X	6	2
L4Y	2	1
L4Z	10	6
L5G	5	1
L5J	1	1
L5M	11	5
L5N	362	7
L5R	1	1
L5W	1	1
L6C	3	1
L6E	1	1
L6H	2,193	53
L6J	1	1
L6L	22	3
L6M	776	18
L6P	3	1
L6R	5	4
L6S	17	3

FSA	COMPLAINTS	CALLERS
L6T	17	5
L6W	2	2
L6Y	4	3
L7C	2	1
L7G	305	9
L7K	28	1
L9T	1	1
M1C	2	1
M1R	1	1
M2K	1	1
M2M	14	1
M2N	3	2
M3A	29	2
M3B	2,126	3
M3C	2	1
M3J	1	1
M3L	3	3
M3M	6	2
M4C	18	1
M4G	41	5
M4J	1	1
M4K	1	1
M4N	5	2
M4P	25	2
M4R	47	1
M4S	799	12

FSA	COMPLAINTS	CALLERS
M4T	3	2
M4V	2	2
M5M	1	1
M5N	3	2
M5P	14	3
M5R	14	2
M6A	1	1
M6C	87	2
M6H	9	1
M6J	1	1
M6K	1	1
M6N	1	1
M6P	191	2
M6R	81	8
M6S	7,723	7
M8V	5	2
M8W	26	6
M9A	6	3
M9B	12	4
M9C	994	19
M9M	7	7
M9N	1	1
M9P	11	2
M9R	2,204	12
M9V	8	3
M9W	21	3

Complaints & Callers

(Year to Date, By Federal Riding)

RIDING	COMPLAINTS	CALLERS
Beaches-East York	18	1
Brampton Centre	34	8
Brampton East	7	4
Brampton North	2	2
Brampton South	5	4
Davenport	10	2
Don Valley East	2157	6
Don Valley North	1	1
Don Valley West	853	19
Dufferin-Caledon	30	2
Eglinton-Lawrence	52	5
Etobicoke Centre	1194	37
Etobicoke North	2062	9
Etobicoke-Lakeshore	31	8
Humber River-Black Creek	10	10
King-Vaughan	39	3
Markham-Stouffville	17	1
Markham-Thornhill	1	1
Markham-Unionville	4	2
Milton	1	1

RIDING	COMPLAINTS	CALLERS
Mississauga East-Cooksville	46	9
Mississauga-Erin Mills	5	3
Mississauga-Lakeshore	9	4
Mississauga-Malton	103	9
Mississauga-Streetsville	369	10
Oakville	539	36
Oakville North-Burlington	2453	39
Parkdale-High Park	7996	18
Scarborough Centre	1	1
Scarborough-Rouge Park	2	1
Thornhill	7	5
Toronto-Danforth	2	2
Toronto-St.Paul's	134	11
University-Rosedale	3	2
Vaughan-Woodbridge	135	4
Wellington-Halton Hills	305	9
Willowdale	17	3
York Centre	7	3
York South-Weston	2	2

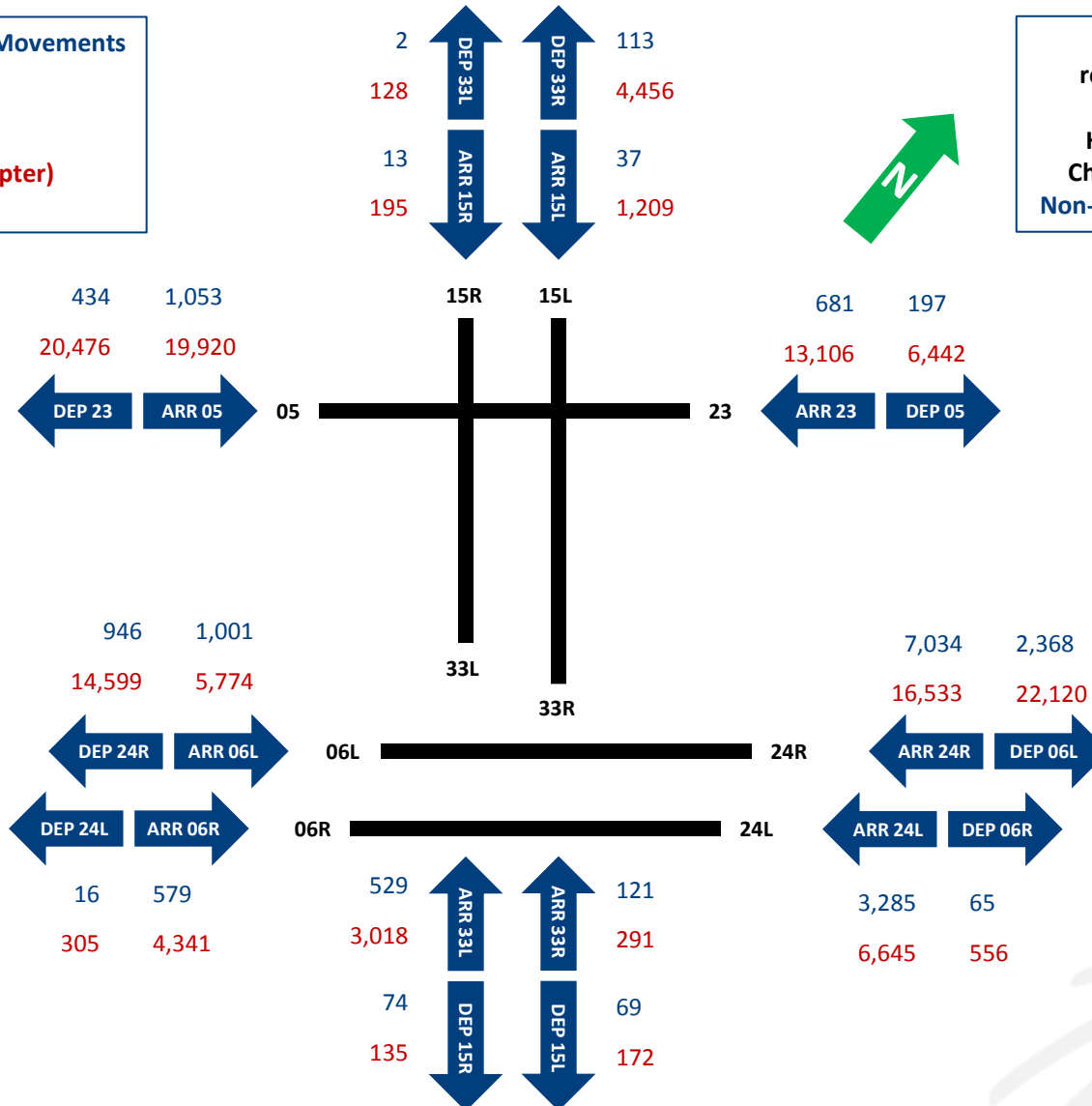
Runway Movements & Complaints

January to April 2016

Complaints by Runway Movements
Total = 18,617

Runway Movements
(does not include Helicopter)
Total = 140,421

Throughout the year, we also receive complaints against non-runway operations, including Helicopter, Instrument Landing Checks Overshoots, and Run Ups
Non-Runway Complaints Total = 46



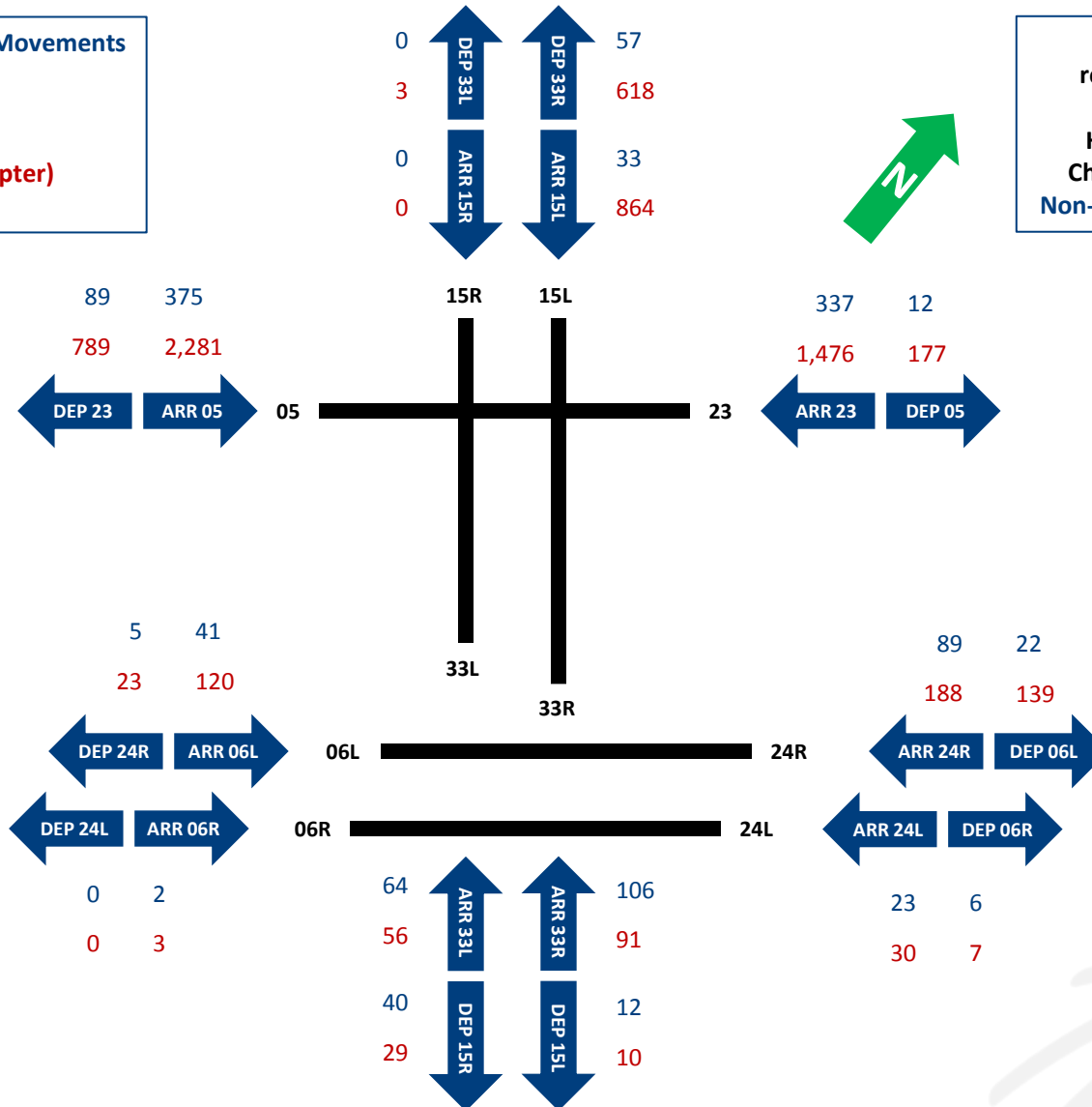
Runway Movements & Complaints

January to April 2016 – Preferential Hours (00:00 – 06:29)

Complaints by Runway Movements
Total = 1,313

Runway Movements
(does not include Helicopter)
Total = 6,904

Throughout the year, we also receive complaints against non-runway operations, including Helicopter, Instrument Landing Checks Overshoots, and Run Ups
Non-Runway Complaints Total = 29



Runway Movements & Complaints

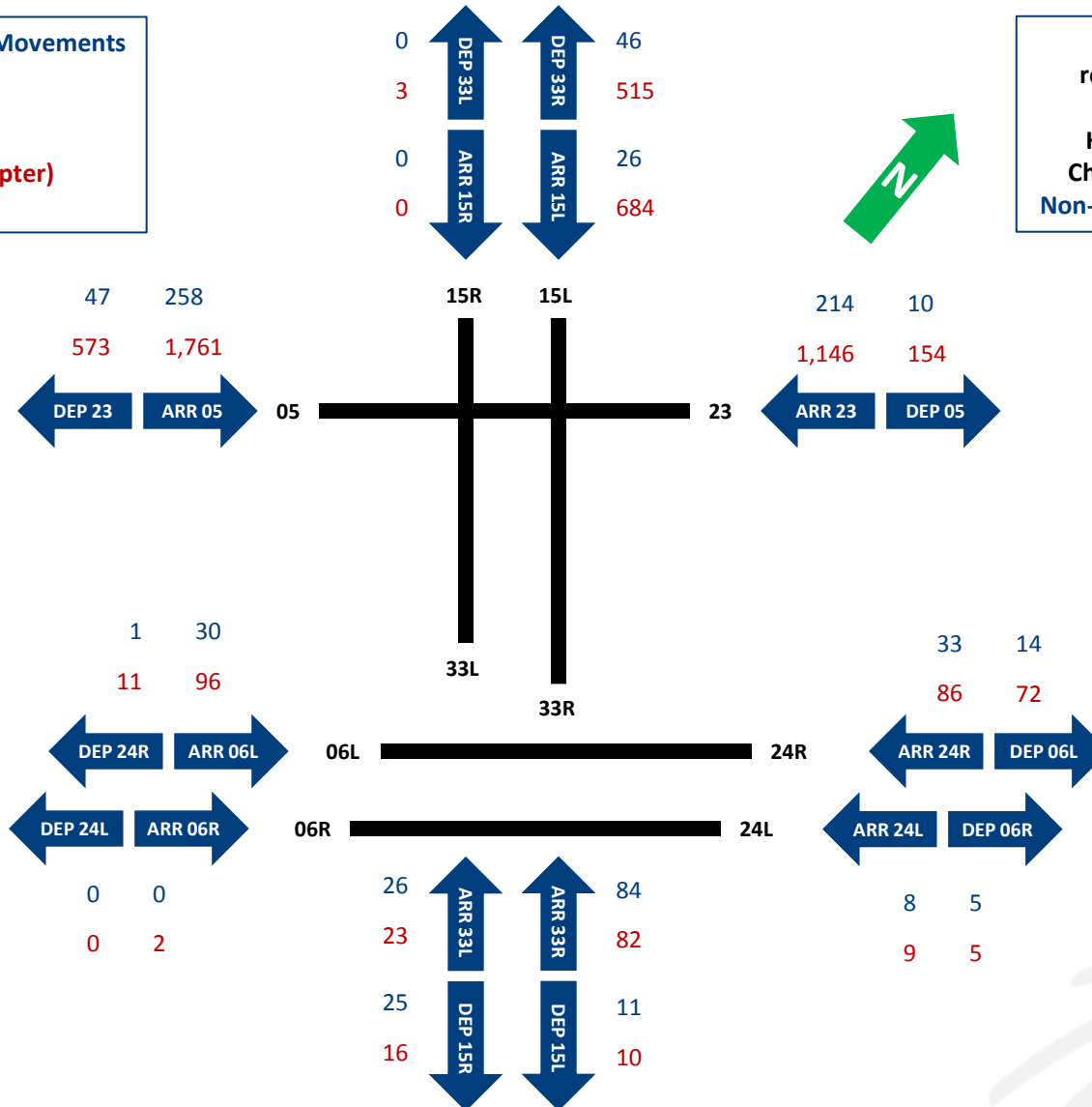
January to April 2016 Restricted Hours (00:30 – 06:29)

* Report reflects runway movements – complaints for calendar year, not night flight budget year

Complaints by Runway Movements
Total = 848

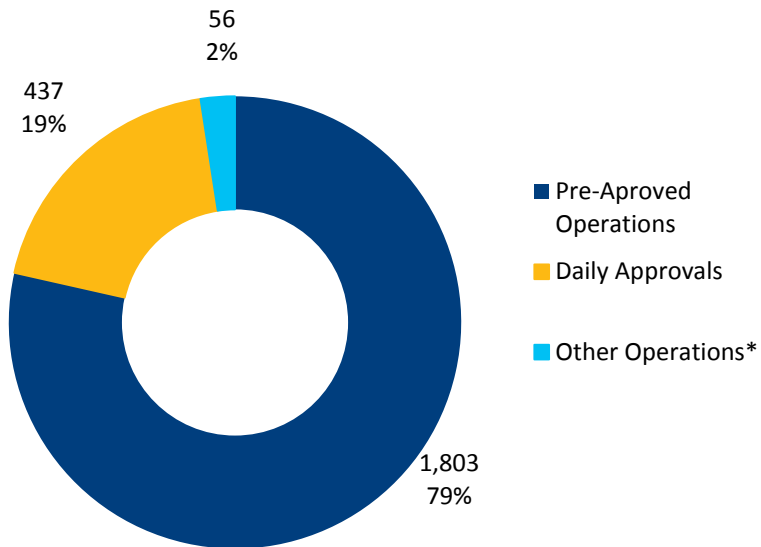
Runway Movements
(does not include Helicopter)
Total = 5,248

Throughout the year, we also receive complaints against non-runway operations, including Helicopter, Instrument Landing Checks Overshoots, and Run Ups
Non-Runway Complaints Total = 29



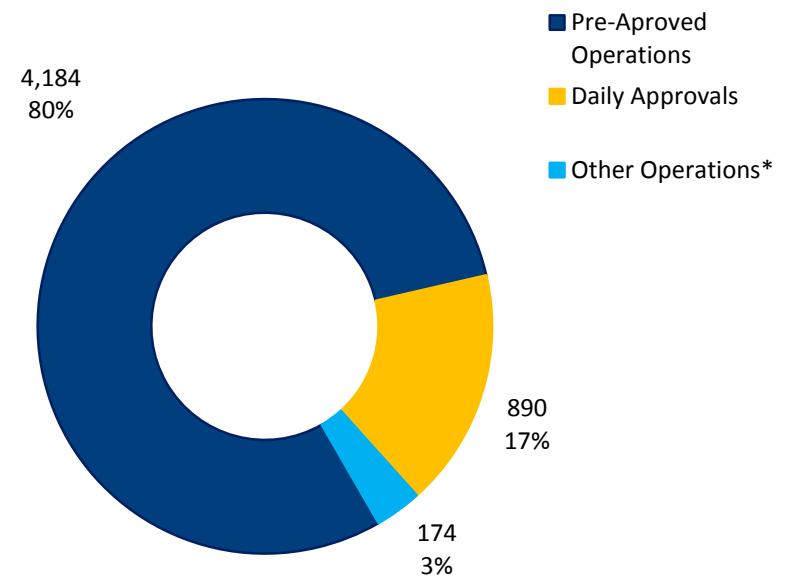
Restricted Hour Flights

November 1 – December 31, 2015



* Other Operations include medevac flights, weather alternate flights, military and police

January 1 – April 30, 2016

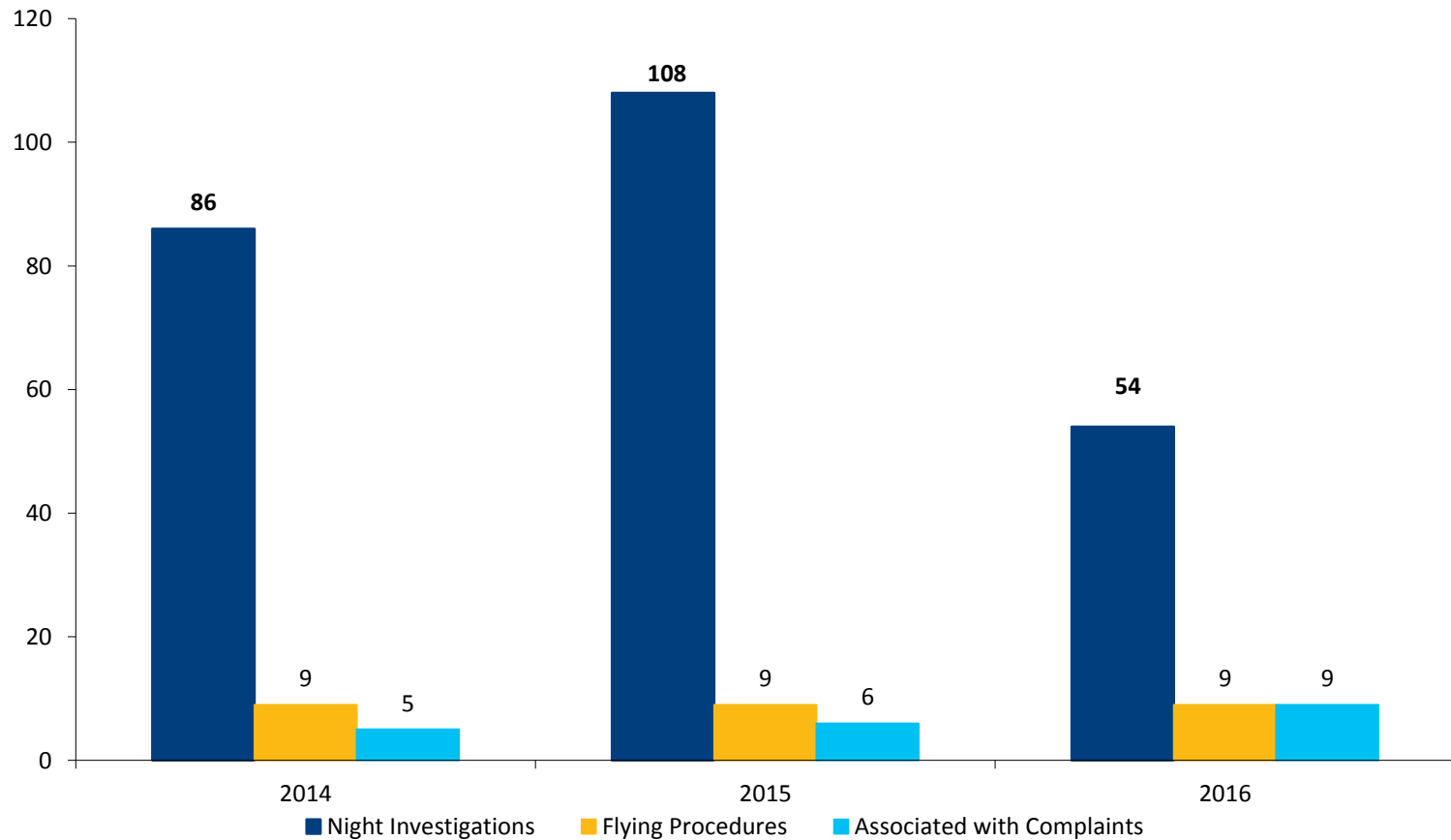


* Other Operations include medevac flights, weather alternate flights, military and police

Enforcement Investigations

Enforcement Investigations

January- April 2014-2016



Operational Trials Updates

North South Early Jet Turns

Certain small jet aircraft are permitted to turn to course shortly after takeoff on the east/west runways between 07:00 and 23:00.

- This is standard procedure since 2005.
- During the trial, early turns are also permitted on the north/south runways.

From March 3, 2008 to April 30, 2016

- 2, 527 eligible jet aircraft (18%) participated
- 10 complaints are attributed to this trial.

Propeller Turns Extended Hours

Propeller aircraft are permitted to turn to course shortly after takeoff from any runway between the hours of 07:00 and 23:00.

- This is standard procedure since the 1970s.
- During the trial, prop turns are also permitted from 06:30 until 23:30.

From March 3, 2008 to April 30, 2016

- 3,744 props (89%) turned between 06:30 and 06:59
- 8,581 props (83%) turned between 11:01 and 11:30 p.m.
- 300 complaints are attributed to this trial.



Thank you



Toronto Pearson

International Airport | Aéroport International