

# CENAC December 7, 2016



**Toronto Pearson**  
International Airport | Aéroport International

# Noise Statistics Update

## COMMUNITY ENVIRONMENT AND NOISE ADVISORY COMMITTEE UPDATE



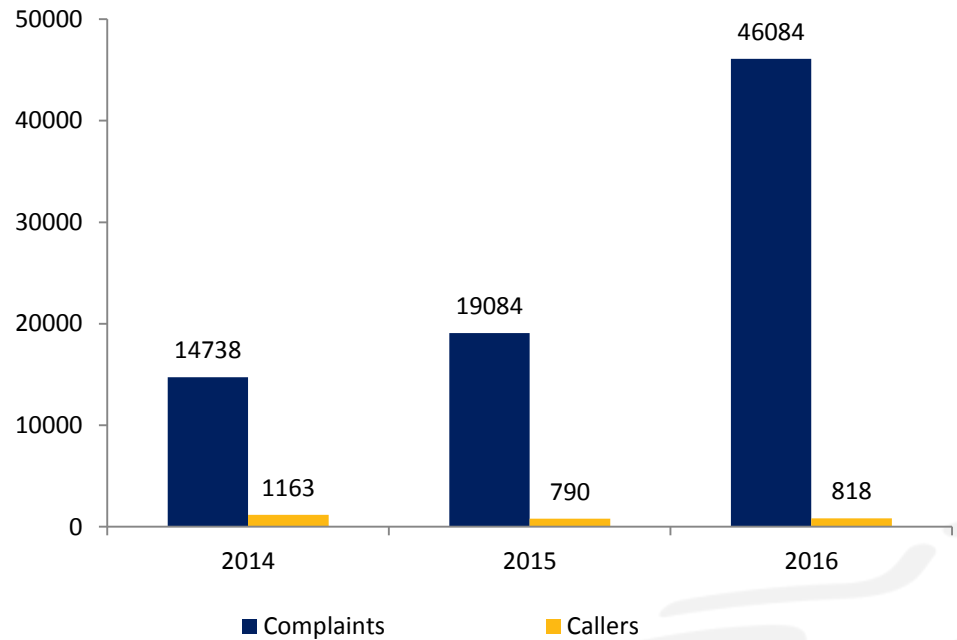
Toronto Pearson

# Complaints & Callers

## 2016 Complaints and Callers (By Month)

MONTH	COMPLAINTS	CALLERS
January	4,155	98
February	5,232	96
March	4,845	137
April	4,431	145
May	4,972	168
June	3,843	195
July	6,317	159
August	5,248	200
September	4,175	201
October	2,866	162
November		
December		

## Noise Complaints and Callers (January - October 2014-2016)



# Complaints & Callers

[Year to Date, By Forward Sortation Area (FSA)]

FSA	COMPLAINTS	CALLERS
LOG	2	2
LOP	11	2
L3P	857	1
L3R	2	1
L3T	9	5
L4C	1	1
L4H	87	19
L4J	4	4
L4K	2	2
L4L	189	4
L4T	143	6
L4W	159	29
L4X	15	5
L4Y	32	5
L4Z	63	17
L5C	1	1
L5E	3	1
L5G	14	2
L5H	3	1
L5J	11	5
L5L	2	2
L5M	64	21
L5N	803	25
L5R	31	7
L5V	4	3
L5W	6	6
L6A	5	3
L6B	1	1
L6C	4	1
L6E	1	1
L6G	2	1
L6H	7715	106
L6J	3	2
L6K	1	1
L6L	22	3
L6M	4145	41

FSA	COMPLAINTS	CALLERS
L6P	13	4
L6R	16	10
L6S	81	13
L6T	152	21
L6W	20	8
L6X	1	1
L6Y	34	16
L7C	2	1
L7E	11	1
L7G	4939	23
L7K	28	1
L7L	1	1
L8H	1	1
L9T	23	5
M1C	581	1
M1J	5	1
M1M	2	2
M1R	1	1
M1W	1	1
M2J	4	1
M2K	1	1
M2L	3	1
M2M	15	2
M2N	9	3
M2P	1	1
M2R	22	2
M3A	37	3
M3B	4949	9
M3C	2	1
M3H	2	2
M3J	1	1
M3L	11	9
M3M	12	2
M4B	1	1
M4C	113	2
M4G	114	15
M4J	1	1

FSA	COMPLAINTS	CALLERS
M4K	1	1
M4N	116	3
M4P	46	6
M4R	112	6
M4S	1679	23
M4T	6	4
M4V	47	4
M5J	1	1
M5M	67	3
M5N	6	3
M5P	19	4
M5R	40	2
M6A	12	7
M6C	782	3
M6E	1	1
M6H	34	3
M6J	1	1
M6K	1	1
M6N	1	1
M6P	443	6
M6R	434	16
M6S	11663	10
M8V	11	5
M8W	118	29
M8Y	2	2
M8Z	1	1
M9A	38	9
M9B	27	11
M9C	1731	58
M9L	6	3
M9M	64	33
M9N	2	2
M9P	52	8
M9R	2814	24
M9V	17	8
M9W	62	10
<b>Total</b>	<b>46084</b>	<b>818</b>

# Complaints & Callers

## (Year to Date, By Federal Riding)

Riding	Complaints	Callers
Beaches-East York	114	3
Bramalea - Gore - Malton	1	1
Brampton Centre	232	33
Brampton East	25	10
Brampton North	7	6
Brampton South	51	22
Brampton West	2	2
Burlington	1	1
Davenport	35	4
Don Valley East	4988	12
Don Valley North	5	2
Don Valley West	1935	44
Dufferin-Caledon	41	3
Eglinton-Lawrence	197	19
Etobicoke Centre	2215	96
Etobicoke North	2522	29
Etobicoke-lakeshore	136	40
Humber River-Black Creek	82	46
King-Vaughan	86	17
Markham-Stouffville	858	2
Markham-Thornhill	5	3
Markham-Unionville	9	4
Milton	34	7
Mississauga Centre	5	4
Mississauga East-Cooksville	179	36

Riding	Complaints	Callers
Mississauga-Bram. South	1	1
Mississauga-Erin Mills	29	11
Mississauga-Lakeshore	58	12
Mississauga-Malton	238	31
Mississauga-Streetsville	844	41
Oakville	1882	66
Oakville North-Burlington	10003	87
Parkdale-High park	12541	33
Richmond Hill	1	1
Scarborough Centre	6	2
Scarborough-Agincourt	1	1
Scarborough-Guildwood	2	2
Scarborough-Rouge Park	581	1
Spadina-Fort York	1	1
Thornhill	10	8
Toronto-Danforth	2	2
Toronto-St.Paul's	913	19
University-Rosedale	6	4
Vaughan-Woodbridge	197	11
Wellington-Halton Hills	4939	7
Willowdale	46	23
York Centre	15	5
York South-Weston	3	3
<b>Total</b>	<b>46084</b>	<b>818</b>

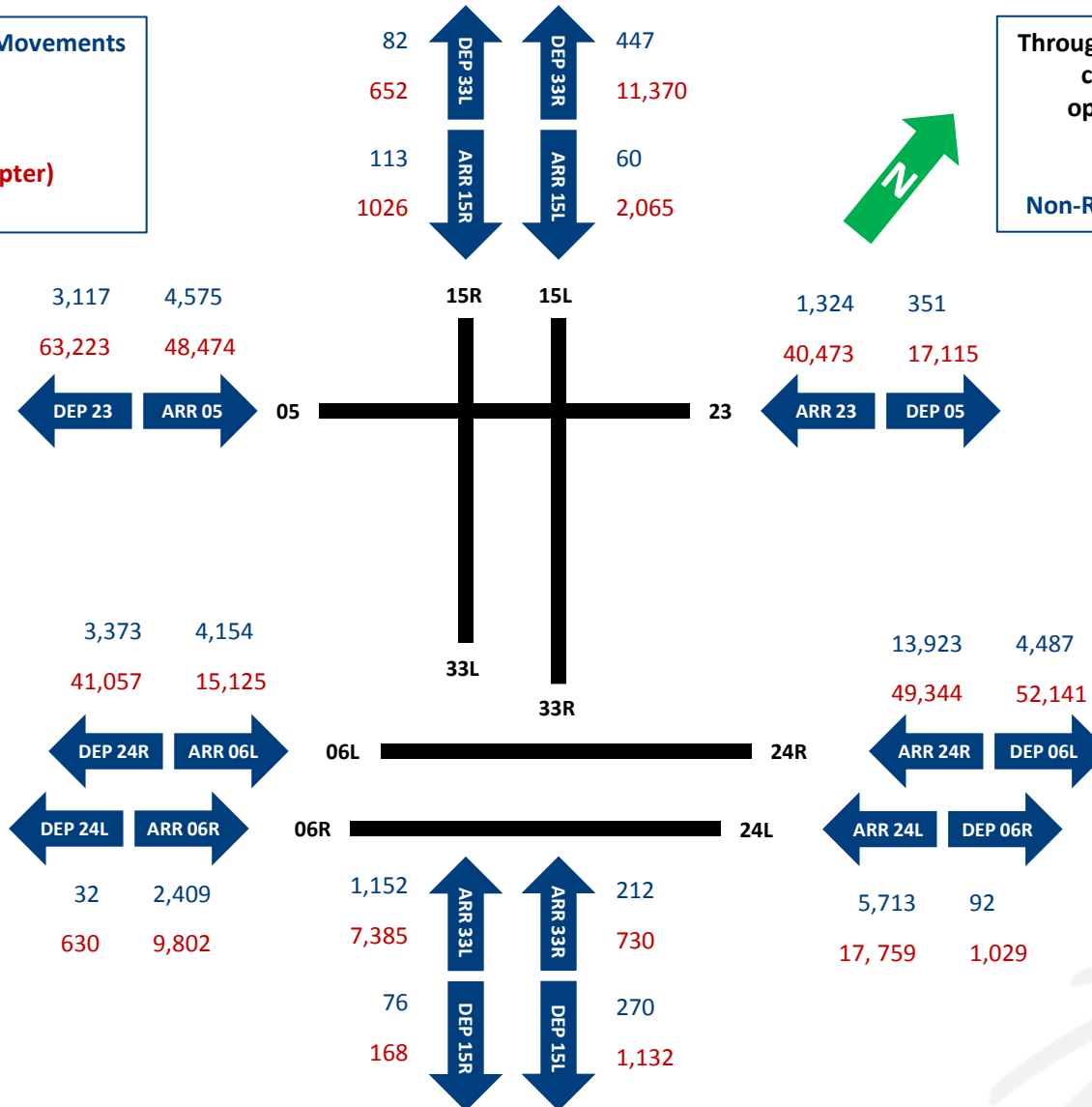
# Runway Movements & Complaints

## January to October 2016

Complaints by Runway Movements  
Total = 45,967

Runway Movements  
(does not include Helicopter)  
Total = 380,700

Throughout the year, we also receive complaints against non-runway operations, including Helicopter, Instrument Landing Checks Overshoots, and Run Ups  
Non-Runway Complaints Total = 117



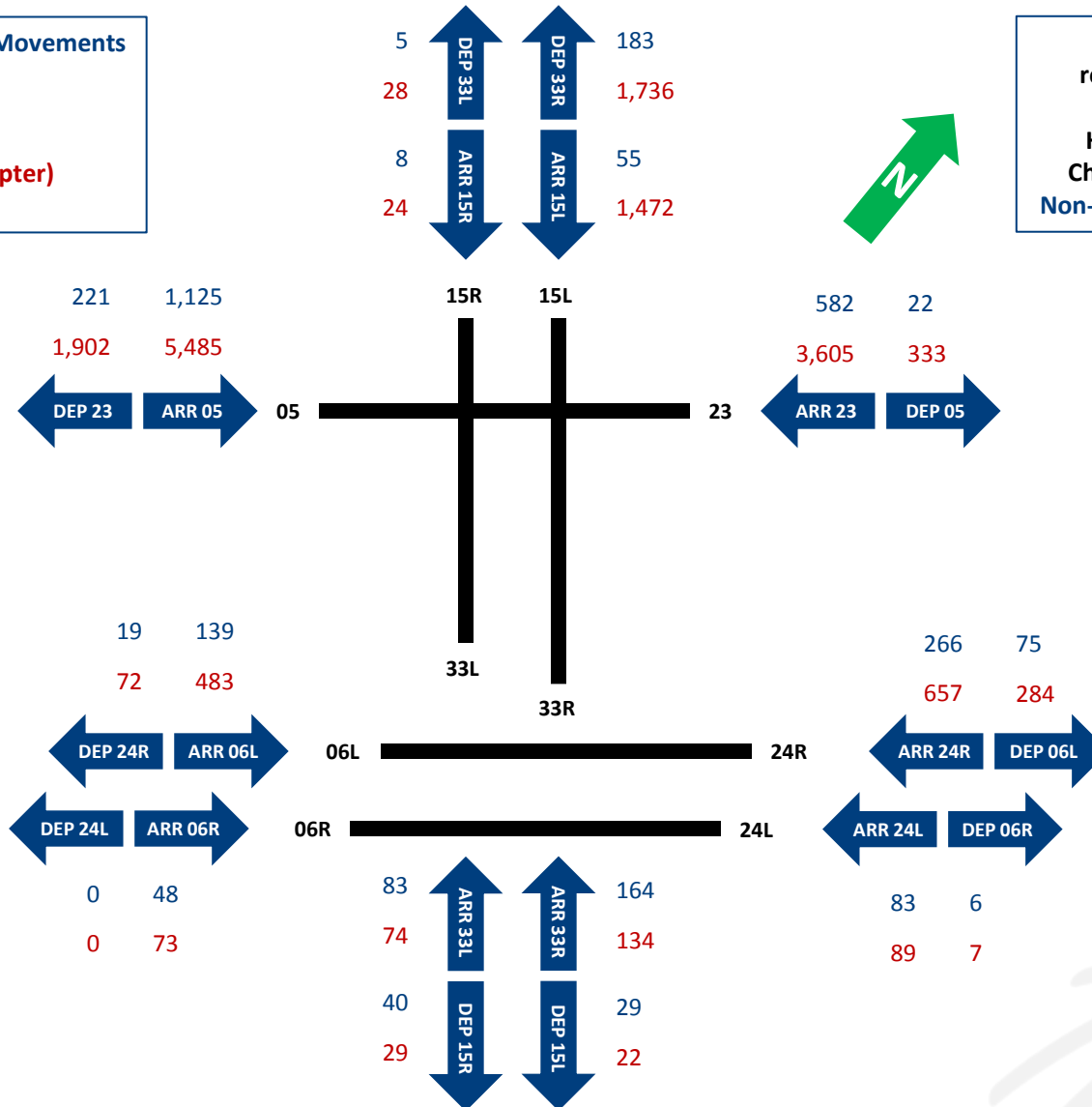
# Runway Movements & Complaints

## January to October 2016 – Preferential Hours (00:00 – 06:29)

Complaints by Runway Movements  
Total = 3, 154

Runway Movements  
(does not include Helicopter)  
Total = 16,509

Throughout the year, we also receive complaints against non-runway operations, including Helicopter, Instrument Landing Checks Overshoots, and Run Ups  
Non-Runway Complaints Total = 36



# Runway Movements & Complaints

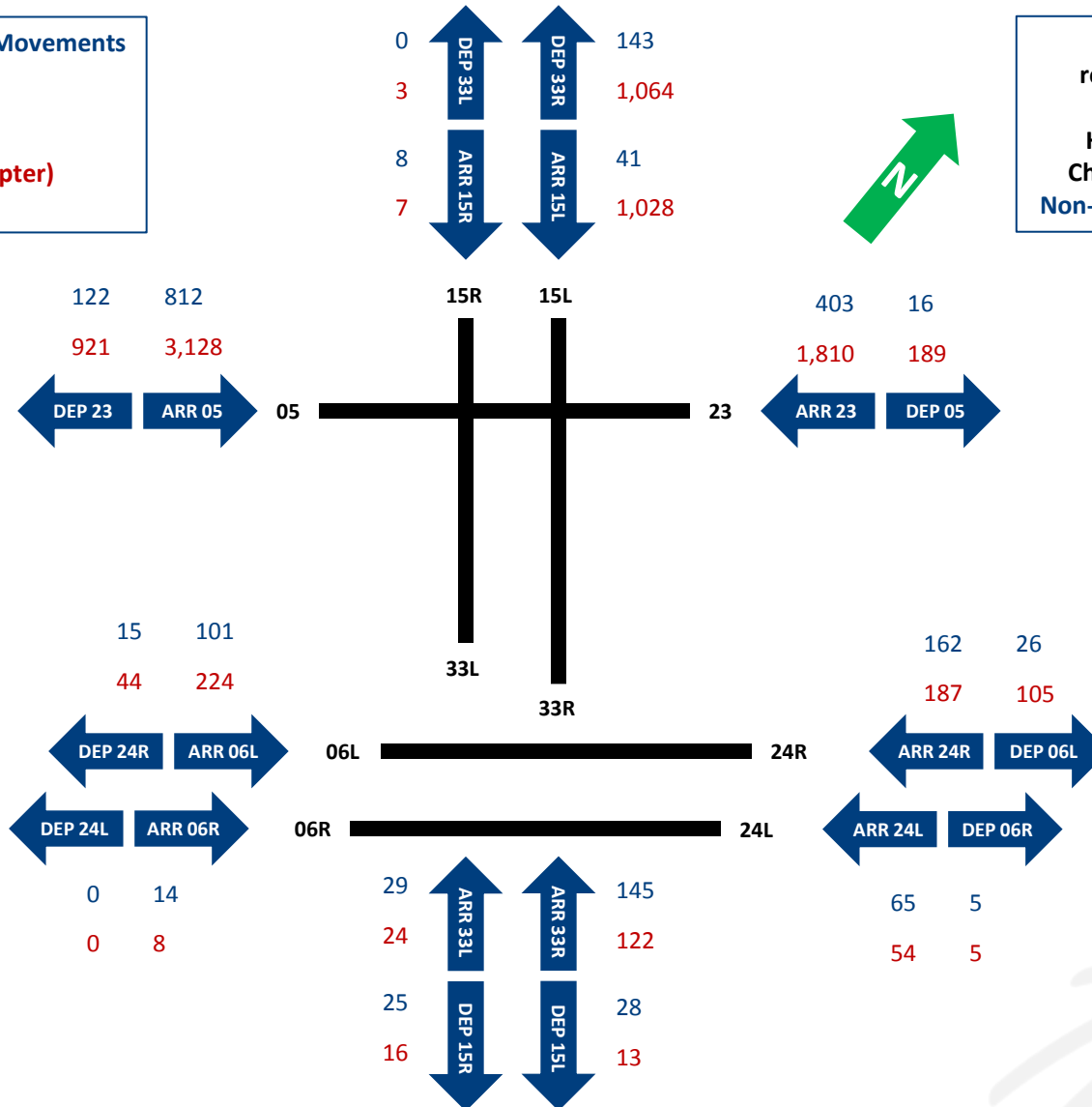
## January to October 2016 Restricted Hours (00:30 – 06:29)

\* Report reflects runway movements – complaints for calendar year, not night flight budget year

Complaints by Runway Movements  
Total = 2,161

Runway Movements  
(does not include Helicopter)  
Total = 8,952

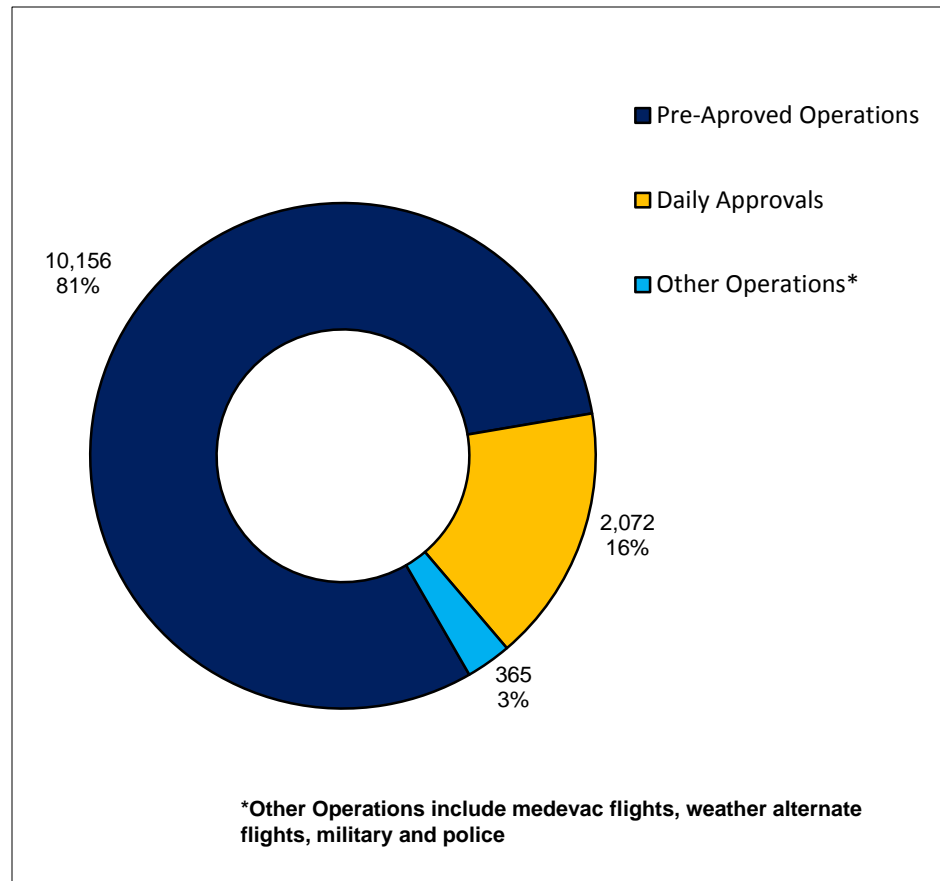
Throughout the year, we also receive complaints against non-runway operations, including Helicopter, Instrument Landing Checks Overshoots, and Run Ups  
Non-Runway Complaints Total = 34





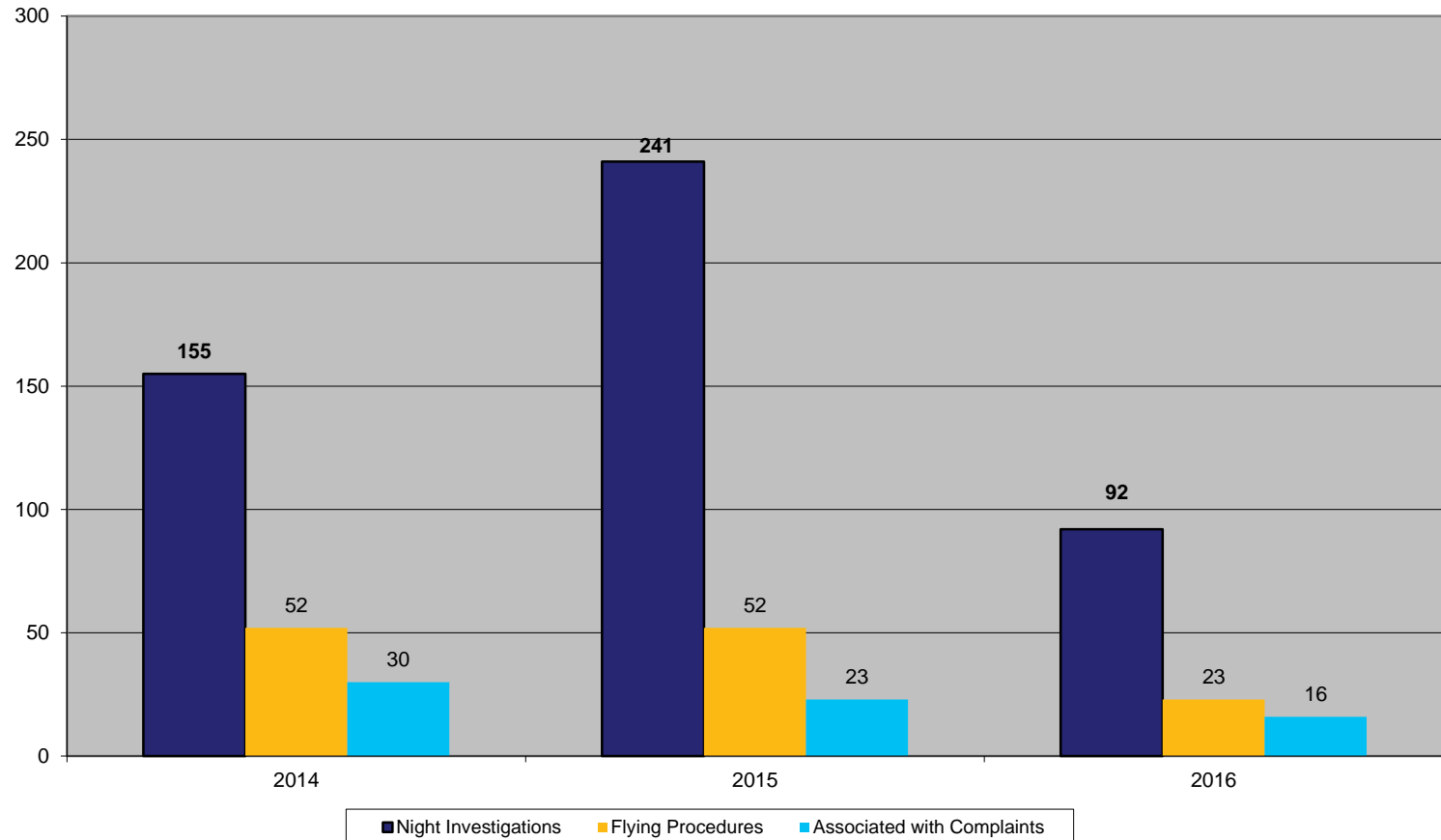
# Restricted Hour Flights

January 1 – October 31, 2016



# Enforcement Investigations

**Enforcement Investigations**  
January- October 2014-2016



# Operational Trials Updates

## North South Early Jet Turns

Certain small jet aircraft are permitted to turn to course shortly after takeoff on the east/west runways between 07:00 and 23:00.

- This is standard procedure since 2005.
- During the trial, early turns are also permitted on the north/south runways.

### **From March 3, 2008 to October 31, 2016**

- 2,605 eligible jet aircraft (18%) participated
- 10 complaints are attributed to this trial.

## Propeller Turns Extended Hours

Propeller aircraft are permitted to turn to course shortly after takeoff from any runway between the hours of 07:00 and 23:00.

- This is standard procedure since the 1970s.
- During the trial, prop turns are also permitted from 06:30 until 23:30.

### **From March 3, 2008 to October 31, 2016**

- 3,835 props (89%) turned between 06:30 and 06:59
- 9,408 props (83%) turned between 11:01 and 11:30 p.m.
- 337 complaints are attributed to this trial.



Thank you



**Toronto Pearson**  
International Airport | Aéroport International